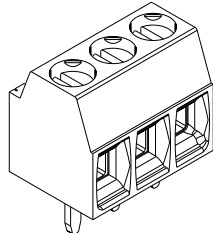


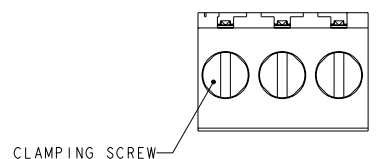
THIS DRAWING IS UNPUBLISHED. RELEASED FOR PUBLICATION
 BY TYCO ELECTRONICS CORPORATION. ALL RIGHTS RESERVED.

REV	DATE	BY	CHK	APPD
0	30APR2003	SW	CR	
A	25FEB2004	SW	CR	
A1	13JAN2004	SW	CR	

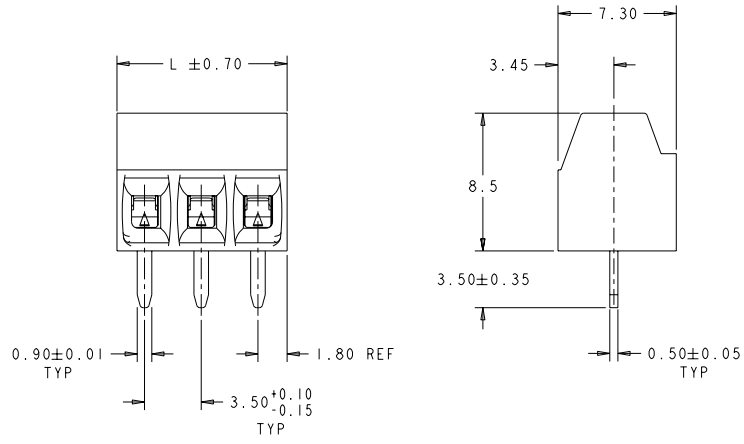


1546551-3 AS SHOWN

- △ MATERIALS AND FINISH:
 HOUSING: PA 6-6, UL 94 VO-RATED, COLOR: GREEN.
 TERMINAL: COPPER ALLOY, TIN PLATED.
 CLAMP: COPPER ALLOY, NICKEL PLATED.
 CLAMPING SCREW: COPPER ALLOY, NICKEL PLATED.
- WIRE SIZE RANGE: 16-28 AWG.
 - CURRENT RATING: 12A, 300V
 OPERATING TEMPERATURE: -40°C TO +110°C
 - SUITABLE FOR 2.4mm MAX PC BOARD THICKNESS.



CLAMPING SCREW



RECOMMENDED PC BOARD LAYOUT

Length	No. of Posn	Part Number
87.50	25	2-1546551-5
84.00	24	2-1546551-4
80.50	23	2-1546551-3
77.00	22	2-1546551-2
73.50	21	2-1546551-1
70.00	20	2-1546551-0
66.50	19	1-1546551-9
63.00	18	1-1546551-8
59.50	17	1-1546551-7
56.00	16	1-1546551-6
52.50	15	1-1546551-5
49.00	14	1-1546551-4
45.50	13	1-1546551-3
42.00	12	1-1546551-2
38.50	11	1-1546551-1
35.00	10	1-1546551-0
31.50	9	1546551-9
28.00	8	1546551-8
24.50	7	1546551-7
21.00	6	1546551-6
17.50	5	1546551-5
14.00	4	1546551-4
10.50	3	1546551-3
7.00	2	1546551-2

DIMENSIONS: mm 0 PLC 1 PLC 2 PLC 3 PLC 4 PLC 5 PLW		TOLERANCES UNLESS OTHERWISE SPECIFIED: .3 .3 .3 .3 .3 .3		DWN S. WELDON 30APR2003 CHK C. RICHARD 30APR2003 APP'D C. RICHARD 30APR2003 PRODUCT SPEC APPLICATION SPEC		BUCHANAN Tyco Electronics Harrisburg, PA 17105-3600 NAME: TERMINAL BLOCK, PCB MOUNT, STRAIGHT, 8.5mm PROFILE, SIDE WIRE ENTRY, 3.5mm PITCH SIZE: CASE CODE DRAWING NO: A2 00779 © 1546551 RESTRICTED TO: - SCALE: 6:1 SHEET 1 OF 1 REV A1	
MATERIAL		FINISH		WEIGHT		CUSTOMER DRAWING	