

4

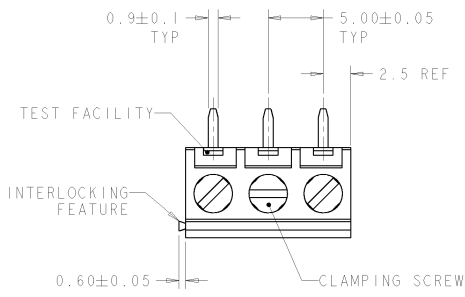
3

2

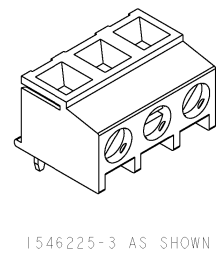
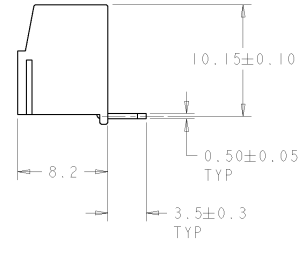
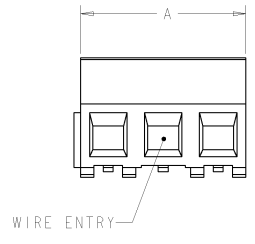
1

THIS DRAWING IS UNPUBLISHED. RELEASED FOR PUBLICATION BY TYCO ELECTRONICS CORPORATION. ALL RIGHTS RESERVED.

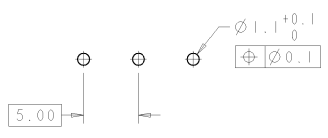
REV	DATE	BY	CHKD	DESCRIPTION
A	-	-	-	RELEASED



- △ MATERIALS AND FINISH
 HOUSING: PA 6-6, UL 94-V0, COLOR: GRAY.
 CLAMP: BRASS, NICKEL PLATED.
 TERMINAL: BRASS, TIN PLATED.
 CLAMPING SCREW: M3, BRASS, NICKEL PLATED.
- SUITABLE FOR 1.6-2.4mm PCB BOARD THICKNESS.
 - END-TO-END STACKABLE W/INTERLOCK WITHOUT LOSS OF CENTERLINE SPACING.
 - WIRE SIZE RANGE: 16-30 AWG.



125.0	25	2-1546225-5
120.0	24	2-1546225-4
115.0	23	2-1546225-3
110.0	22	2-1546225-2
105.0	21	2-1546225-1
100.0	20	2-1546225-0
95.0	19	1-1546225-9
90.0	18	1-1546225-8
85.0	17	1-1546225-7
80.0	16	1-1546225-6
75.0	15	1-1546225-5
70.0	14	1-1546225-4
65.0	13	1-1546225-3
60.0	12	1-1546225-2
55.0	11	1-1546225-1
50.0	10	1-1546225-0
45.0	9	1546225-9
40.0	8	1546225-8
35.0	7	1546225-7
30.0	6	1546225-6
25.0	5	1546225-5
20.0	4	1546225-4
15.0	3	1546225-3
10.0	2	1546225-2



RECOMMENDED PC BOARD LAYOUT

DIMENSIONS: mm		DIMENSIONS: mm		DWG: S. WELDON 10MAR2004 CHK: C. RICHARD 10MAR2004 APP: C. RICHARD 10MAR2004	BUCHANAN Tyco Electronics Harrisburg, PA 17105-3600
DIMENSIONS: mm		DIMENSIONS: mm		PRODUCT SPEC: 108-20166 APPLICATION SPEC: 114-20079	TERMINAL BLOCK, PCB MOUNT TOP ENTRY WIRE, STACKING W/INTERLOCK, 5.0mm PITCH
MATERIAL: FINISH:		MATERIAL: FINISH:		WEIGHT: CUSTOMER DRAWING	SIZE: A2 CASE CODE: 100779 DRAWING NO: 1546225 SCALE: 4:1 SHEET: 1 OF 1 REV: A