

PTSA 1,5/12-3,5-Z

Order No.: 1985292

The figure shows a 10-position version of the product

<http://eshop.phoenixcontact.de/phoenix/treeViewClick.do?UID=1985292>

PC terminal block, Nominal current: 2 A, Nom. voltage: 250 V, Pitch: 3.5 mm, Number of positions: 12, Type of connection: Spring-cage conn., Assembly: Soldering, Conductor/PCB connection direction: 45 °, Color: green, Offset soldering legs, two-rowed

Commercial data

| | |
|--------------------------|--------------------|
| EAN | 4017918922375 |
| Pack | 50 pcs. |
| Customs tariff | 85369010 |
| Weight/Piece | 0.006518 KG |
| Catalog page information | Page 461 (CC-2009) |

Product notes

WEEE/RoHS-compliant since:
01/01/2003



<http://www.download.phoenixcontact.com>
Please note that the data given here has been taken from the online catalog. For comprehensive information and data, please refer to the user documentation. The General Terms and Conditions of Use apply to Internet downloads.

Technical data

Dimensions / positions

| | |
|--------|---------|
| Length | 12 mm |
| Height | 13.1 mm |
| Pitch | 3.5 mm |

| | |
|---------------------|---------------|
| Dimension a | 38.5 mm |
| Number of positions | 12 |
| Pin dimensions | 0,4 x 0,75 mm |
| Pin spacing | 3.5 mm |
| Hole diameter | 1 mm |

Technical data

| | |
|------------------------------------|---------------------|
| Insulating material group | I |
| Rated surge voltage (III/3) | 4 kV |
| Rated surge voltage (III/2) | 4 kV |
| Rated surge voltage (II/2) | 4 kV |
| Rated voltage (III/2) | 400 V |
| Rated voltage (II/2) | 630 V |
| Connection in acc. with standard | EN-VDE |
| Nominal current I_N | 2 A |
| Nominal voltage U_N | 250 V |
| Nominal cross section | 1.5 mm ² |
| Maximum load current | 2 A |
| Insulating material | PA |
| Inflammability class acc. to UL 94 | V0 |
| Stripping length | 9 mm |

Connection data

| | |
|--|---------------------|
| Conductor cross section solid min. | 0.5 mm ² |
| Conductor cross section solid max. | 1.5 mm ² |
| Conductor cross section stranded min. | 0.5 mm ² |
| Conductor cross section stranded max. | 1.5 mm ² |
| Conductor cross section stranded, with ferrule without plastic sleeve min. | 0.5 mm ² |
| Conductor cross section stranded, with ferrule without plastic sleeve max. | 1 mm ² |
| Conductor cross section stranded, with ferrule with plastic sleeve min. | 0.5 mm ² |
| Conductor cross section stranded, with ferrule with plastic sleeve max. | 0.5 mm ² |
| Conductor cross section AWG/kcmil min. | 20 |
| Conductor cross section AWG/kcmil max. | 16 |

Certificates / Approvals



Certification

CCA, CUL, UL, VDE-PZI

CUL

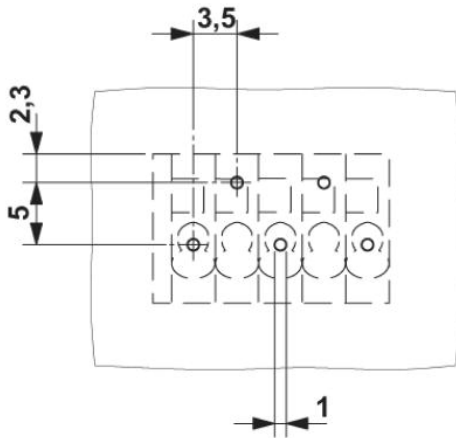
| | |
|-----------------------|-------|
| Nominal voltage U_N | 300 V |
| Nominal current I_N | 2 A |
| AWG/kcmil | 24-16 |

UL

| | |
|-----------------------|-------|
| Nominal voltage U_N | 300 V |
| Nominal current I_N | 2 A |
| AWG/kcmil | 24-16 |

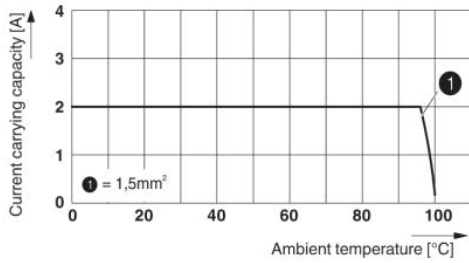
Diagrams/Drawings

Drilling plan/solder pad geometry



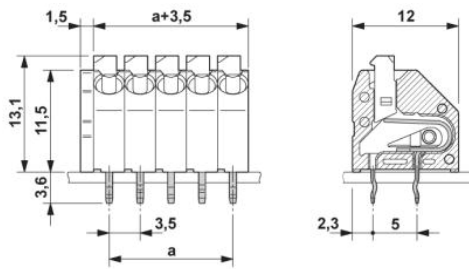
The illustration shows the drilling plan of the 5-pos. version of the article – Zig-zag pinning starts at the right-hand position. Other pinning available on request.

Diagram



Derating diagram for 5 pins;reduction factor=1

Dimensioned drawing



The illustration shows the dimensional drawing of the 5-position product version

Address

PHOENIX CONTACT Inc., USA
586 Fulling Mill Road
Middletown, PA 17057, USA
Phone (800) 888-7388
Fax (717) 944-1625
<http://www.phoenixcon.com>



© 2010 Phoenix Contact
Technical modifications reserved;