

PTSA 1,5/10-3,5-Z

Order No.: 1985276

The figure shows a 10-position version of the product

<http://eshop.phoenixcontact.de/phoenix/treeViewClick.do?UID=1985276>

PC terminal block, Nominal current: 2 A, Nom. voltage: 250 V, Pitch: 3.5 mm, Number of positions: 10, Type of connection: Spring-cage conn., Assembly: Soldering, Conductor/PCB connection direction: 45 °, Color: green, Offset soldering legs, two-rowed

Commercial data

EAN	4017918922351
Pack	100 pcs.
Customs tariff	85369010
Weight/Piece	0.00538 KG
Catalog page information	Page 461 (CC-2009)

Product notes

WEEE/RoHS-compliant since:
01/01/2003



<http://www.download.phoenixcontact.com>
Please note that the data given here has been taken from the online catalog. For comprehensive information and data, please refer to the user documentation. The General Terms and Conditions of Use apply to Internet downloads.

Technical data

Dimensions / positions

Length	12 mm
Height	13.1 mm
Pitch	3.5 mm

Dimension a	31.5 mm
Number of positions	10
Pin dimensions	0,4 x 0,75 mm
Pin spacing	3.5 mm
Hole diameter	1 mm

Technical data

Insulating material group	I
Rated surge voltage (III/3)	4 kV
Rated surge voltage (III/2)	4 kV
Rated surge voltage (II/2)	4 kV
Rated voltage (III/2)	400 V
Rated voltage (II/2)	630 V
Connection in acc. with standard	EN-VDE
Nominal current I_N	2 A
Nominal voltage U_N	250 V
Nominal cross section	1.5 mm ²
Maximum load current	2 A
Insulating material	PA
Inflammability class acc. to UL 94	V0
Stripping length	9 mm

Connection data

Conductor cross section solid min.	0.5 mm ²
Conductor cross section solid max.	1.5 mm ²
Conductor cross section stranded min.	0.5 mm ²
Conductor cross section stranded max.	1.5 mm ²
Conductor cross section stranded, with ferrule without plastic sleeve min.	0.5 mm ²
Conductor cross section stranded, with ferrule without plastic sleeve max.	1 mm ²
Conductor cross section stranded, with ferrule with plastic sleeve min.	0.5 mm ²
Conductor cross section stranded, with ferrule with plastic sleeve max.	0.5 mm ²
Conductor cross section AWG/kcmil min.	20
Conductor cross section AWG/kcmil max.	16

Certificates / Approvals



Certification

CCA, CUL, UL, VDE-PZI

CUL

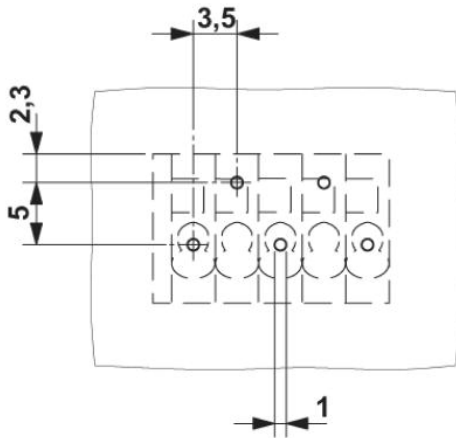
Nominal voltage U_N	300 V
Nominal current I_N	2 A
AWG/kcmil	24-16

UL

Nominal voltage U_N	300 V
Nominal current I_N	2 A
AWG/kcmil	24-16

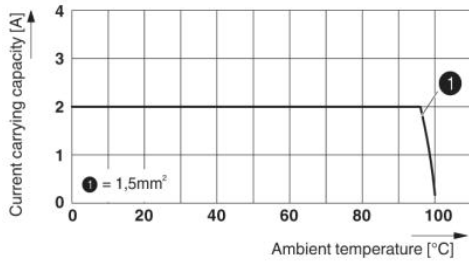
Diagrams/Drawings

Drilling plan/solder pad geometry



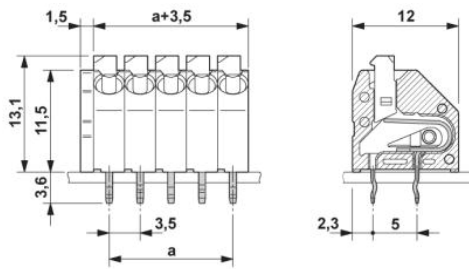
The illustration shows the drilling plan of the 5-pos. version of the article – Zig-zag pinning starts at the right-hand position. Other pinning available on request.

Diagram



Derating diagram for 5 pins;reduction factor=1

Dimensioned drawing



The illustration shows the dimensional drawing of the 5-position product version

Address

PHOENIX CONTACT Inc., USA
586 Fulling Mill Road
Middletown, PA 17057, USA
Phone (800) 888-7388
Fax (717) 944-1625
<http://www.phoenixcon.com>



© 2010 Phoenix Contact
Technical modifications reserved;