

4

3

2

1

THIS DRAWING IS UNPUBLISHED.

RELEASED FOR PUBLICATION

ALL RIGHTS RESERVED.

COPYRIGHT - By -

LOC
FT 0DIST
0

REVISIONS

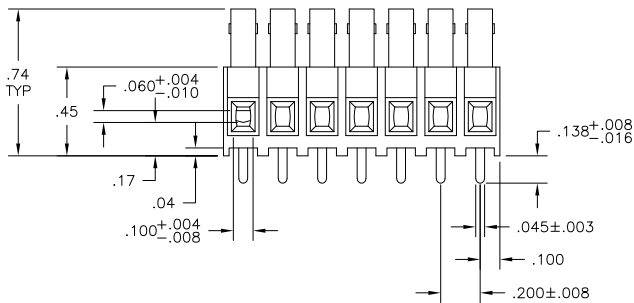
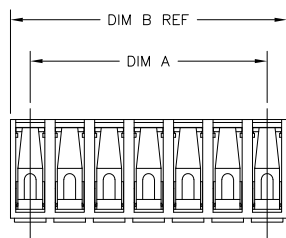
P	LTR	DESCRIPTION	DATE	DWN	APVD
D5		REVISED PER ECO-11-004587	11MAR11	RK	HMR

MATERIAL:
HOUSING: THERMOPLASTIC POLYESTER, UL94V-0, BLACK
LEVER: THERMOPLASTIC, UL94V-0, WHITE, UNLESS OTHERWISE NOTED.
TERMINAL: BRIGHT ACID TIN OVER COPPER ALLOY

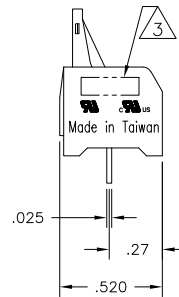
ELECTRICAL:
MAXIMUM CURRENT: 10A
OPERATING VOLTAGE: 150/300V (LIMITED RATINGS)
WIRE RANGE: 16-22 STRANDED ONLY

ENVIRONMENTAL:
MAX OPERATING TEMP: 130°C

- 1 MARKED WITH WHITE PERMANENT INK.
- 2 SUITABLE FOR STRANDED WIRE ONLY, 16-22 AWG. DO NOT USE FUSED OR TINNED WIRED
- 3 TE CONNECTIVITY LOGO LOCATED IN APPROXIMATE AREA SHOWN



2SV-07 AS SHOWN



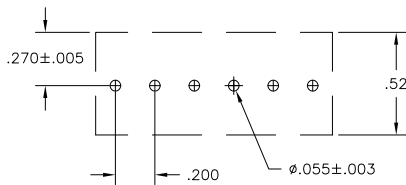
SEE FIGURE 1

SEE FIGURE 2

SEE FIGURE 3

3.20	3.000	16	2SV-16	2-1437671-1
3.00	2.800	15	2SV-15	2-1437671-0
2.80	2.600	14	2SV-14	1-1437671-9
2.60	2.400	13	-	1-1437671-8
2.60	2.400	13	-	1-1437671-7
2.60	2.400	13	2SV-13	1-1437671-6
2.40	2.200	12	2SV-12	1-1437671-5
2.20	2.000	11	2SV-11	1-1437671-4
2.00	1.800	10	2SV-10	1-1437671-3
1.80	1.600	9	2SV-09	1-1437671-2
1.60	1.400	8	2SV-08	1-1437671-1
1.40	1.200	7	2SV-07	1-1437671-0
1.20	1.000	6	2SV-06	1437671-9
1.00	.800	5	2SV-05	1437671-7
.80	.600	4	2SV-04	1437671-6
.60	.400	3	2SV-03	1437671-4
.40	.200	2	-	1437671-2
.40	.200	2	2SV-02	1437671-1

DIM B REF	DIM A	NO. OF POS.	CATALOG NUMBER	PART NUMBER
-----------	-------	-------------	----------------	-------------



RECOMMENDED BOARD LAYOUT

THIS DRAWING IS A CONTROLLED DOCUMENT.

DWN S SCHLEGEL 14JUN02

CHK C RICHARD 1/22/03

APVD C RICHARD 1/22/03

PRODUCT SPEC

APPLICATION SPEC

WEIGHT

CUSTOMER DRAWING

DIMENSIONS:	TOLERANCES UNLESS OTHERWISE SPECIFIED:
INCHES	
0 PLC	± -
1 PLC	± -
2 PLC	± .01
3 PLC	± .010
4 PLC	± -
ANGLES	± -



MATERIAL

FINISH

TE Connectivity

NAME 2SV 5.08mm SCREWLESS

SIZE CAGE CODE DRAWING NO RESTRICTED TO

A3 00779 C-1437671-1

SCALE 2:1 SHEET 1 of 2 REV D5

4

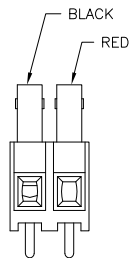
3

2

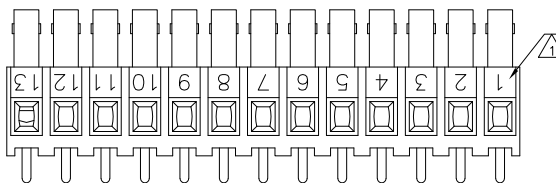
1

THIS DRAWING IS UNPUBLISHED. RELEASED FOR PUBLICATION
 © COPYRIGHT - By - ALL RIGHTS RESERVED.

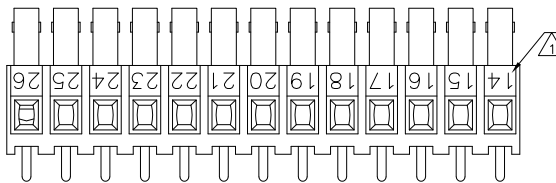
LOC		DIST		REVISIONS			
P	LTR	DESCRIPTION	DATE	DWN	APVD		
-	-	SEE SHEET 1	-	-	-		



1437671-2



1-1437671-7



1-1437671-8

THIS DRAWING IS A CONTROLLED DOCUMENT.		DWN S SCHLEGEL 14JUN02					
DIMENSIONS: INCHES		CHK C RICHARD 1/22/03			NAME		
		APVD C RICHARD 1/22/03	2SV 5.08mm SCREWLESS				
TOLERANCES UNLESS OTHERWISE SPECIFIED: 0. PLC ± - 1. PLC ± - 2. PLC ± .01 3. PLC ± .010 4. PLC ± - ANGLES ± -		PRODUCT SPEC	SIZE	CAGE CODE	DRAWING NO	RESTRICTED TO	
MATERIAL		APPLICATION SPEC	A3	00779	1437671-1	-	
FINISH		WEIGHT	CUSTOMER DRAWING		SCALE	SHEET	REV
					2:1	2 of 2	D5