




Multi-Port Modular Jacks

Product Facts

- Meets or exceeds FCC Part 68 rules and regulations with standard pc board footprints
- Low profile and narrow width allow more ports to be packed into less space
- Unshielded and shielded versions in popular size configurations
- Positive connection throughout life of equipment with insert molded contacts
- Accurately positioned solder tails reduce assembly labor while selectively deposited gold plating results in lower cost
- Center mounting leg available on 8 port shielded and unshielded versions
- Available with two grounding paths; pc board & panel
- Listed by Underwriters Laboratories Inc., File No. E81956 
- Certified by Canadian Standards Association, File No. LR 7189A 
- Produced under a Quality Management System Certified to ISO 9001
A copy of the certificate is available upon request



Specifications

Electrical

Current Rating — 1.5 amp max. @ 25°C

Voltage Rating — 150 VAC max. Contact to Contact

Dielectric Withstanding Voltage — 1000 VAC

Insulation Resistance — 500 megaohms min.

Shielding Effectiveness — 20dB min., 10 to 200 MHz

Mechanical

Durability — 750 mating cycles

Mating/Unmating Forces — 5 lbs. max.

Operating Temperature — 40°C to 70°C

Material and Finish

Housing — High temperature nylon, black UL 94V-0 rated

Contact — .013 [0.33] Phosphor bronze; plated .000050 [0.00127] gold in localized area and .000150 [0.00381] tin-lead on solder tails, over .000050 [0.00127] nickel underplate

Shield — .010 [0.25] or .0077 [0.20] copper alloy tin-lead plated


Technical Documents

Application Specifications
114-02048

Product Specifications
108-01163

Multi-Port Modular Jacks (Continued)

Side Entry (RA), Thru-Hole



**Multi-Port
Unshielded**

No. of Ports	Part Number	Positions/Contacts	LEDs	Shielded	Performance	Panel Stops	Inverted	Ground Options
1 x 2	3-1734479-3	6/6	Without	No	Cat 3	Without	Yes	Without
1 x 2	5406542-1	6/6	Without	No	Cat 3	Without	Yes	Without
1 x 2	5406443-1	8/8	Without	Yes	Cat 5	Without	No	PCB Ground
1 x 2	5557560-1	8/8	Without	No	Cat 4	Without	No	Without
1 x 2	6116353-1	8/8	With	Yes	Cat 5	Without	Yes	Panel and PCB
1 x 2	6368419-1	8/8	With	Yes	Cat 5	Without	Yes	Panel and PCB
1 x 4	1734714-2	8/8	Without	Yes	Cat 3	Without	No	Panel and PCB
1 x 4	5406203-3	8/8	Without	Yes	Cat 5	Without	No	Panel and PCB
1 x 4	5406281-3	8/8	Without	Yes	Cat 5	Without	No	Panel and PCB
1 x 4	5557562-1	8/8	Without	No	Cat 4	Without	No	Without
1 x 4	5558503-1	8/8	Without	Yes	Cat 5	Without	No	PCB Ground
1 x 4	5406536-4	8/8	With	No	Cat 5	Without	Yes	Without
1 x 4	5406552-1	8/8	With	Yes	Cat 5	Without	Yes	Panel and PCB
1 x 4	5406552-4	8/8	With	Yes	Cat 5	Without	Yes	Panel and PCB
1 x 6	5406206-1	8/8	Without	Yes	Cat 5	Without	No	Panel and PCB
1 x 8	5558505-1	8/8	Without	Yes	Cat 5	Without	No	PCB Ground


**Side Entry (RA), Thru-Hole
(Combination RJ11/RJ45)**

No. of Ports	Part Number	Positions/Contacts	LEDs	Shielded	Performance	Panel Stops	Inverted	Ground Options
1 x 2	2-1734712-2	6/2	With	Yes	Cat 3	Without	Yes	PCB Ground

Note: All part numbers are RoHS compliant.

Multi-Port Modular Jacks (Continued)

Side Entry (RA), Surface Mount



Part Number 406903-1


No. of Ports	Part Number	Positions/Contacts	LEDs	Shielded	Performance	Panel Stops	Inverted	Ground Options
1 x 2	5406903-1	6/6	Without	No	Cat 3	Without	Yes	Without
1 x 2	5406903-2	6/6	Without	No	Cat 3	Without	Yes	Without

Multi-Port
Modular Jacks

Top Entry, Thru-Hole

No. of Ports	Part Number	Positions/Contacts	LEDs	Shielded	Performance	Panel Stops	Inverted	Ground Options
1 x 6	569748-1	8/8	Without	No	Cat 5	Without	No	Without

Shorting



No. of Ports	Positions/Contacts	Shorting Configuration	Panel Grounds	Tray Packaging Part Numbers
1 x 8	8/8	1-4 & 2-5 RJ 48X	—	5558846-1

NOTE: SHIELDED PRODUCT WITH PANEL GROUNDS ALWAYS CONTAINS PCB GROUNDS

Note: All part numbers are RoHS compliant.