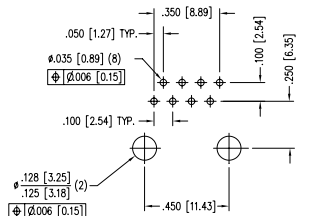
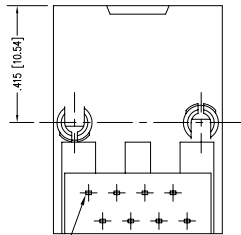
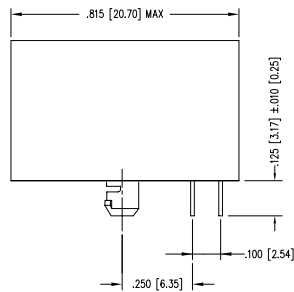
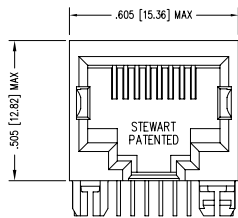


DATE	REV	ECN	APP'D. BY
1-13-06	A3	7437	JM
2-6-09	A4	8652	TA

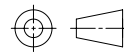


P.C.B. RECOMMENDED HOLE LAYOUT
SEEN FROM COMPONENT SIDE
TOLERANCE ±.003 [0.08] UNLESS OTHERWISE SPECIFIED

- NOTES:
- CONNECTOR MATERIALS:
HOUSING: THERMOPLASTIC UL94 V-0
CONTACTS/SHIELD: COPPER ALLOY
SHIELD PLATING: NICKEL
CONTACT PLATING: SELECTIVE GOLD IN CONTACT AREA
SEE CHART FOR PART NUMBER
 - PRODUCT DESIGNED FOR CATEGORY 5 APPLICATIONS.
 - DIMENSIONS AND TOLERANCES COMPLY WITH FCC/CFR 47, PART 68.
 - FOR PRODUCT SPECIFICATIONS SEE PRO22-01

30 MICRO-INCHES [0.76um]	SS-6488-NF-A431
CONTACT PLATING IN MATING AREA	PART NUMBER

THIRD ANGLE PROJECTION



DO NOT SCALE DRAWING

DRAWING IS SUBJECT TO CHANGE WITHOUT NOTICE

DIMENSIONS: INCHES [METRIC]

UNLESS OTHERWISE SPECIFIED TOLERANCES ARE ±.005 [0.13] ANGLES ARE ± 1°

SHEET NO. 1 OF 1

Bel Stewart Connector
11118 Susquehanna Trail South
Glen Rock, PA 17327-9199
(717) 235-7512 Fax: (717) 235-7954 <http://www.stewartconnector.com>

TITLE: MODULAR JACK, WITH ACTI-SNAP RETENTION POST

DRN BY: RGC	DATE: 09-25-02
APP'D BY: DHG	DATE: 09-27-02
DWG NO: CT640241	REV: A4



REV. 6/3/05

AutoCAD