



MODM-D-02-8P8C-U-S4-Y-G

MODM-E-04-8P8C-L-S4-Y-G

**MODM-D, MODM-E SERIES**

# GANGED MODULAR JACKS WITH LEDS

**SPECIFICATIONS**

For complete specifications and recommended PCB layouts see [www.samtec.com?MODM-D](http://www.samtec.com?MODM-D) or [www.samtec.com?MODM-E](http://www.samtec.com?MODM-E)

**Insulator Material:**  
 MODM-D: PBT  
 Glass Filled  
 MODM-E: Nylon 46  
**Contact Material:**  
 Phosphor Bronze  
**Shield Material:**  
 Copper Alloy



**Plating:**  
 Gold on Contacts,  
 Nickel on Shield, Gold on Tails

**Operating Temp Range:**  
 -25°C to +90°C

**Current Rating:**  
 1.5 A per contact

**Voltage Rating:**  
 120 VAC max

**Contact Resistance:**  
 20 mΩ max

**Minimum Cycles:**  
 500

**System Applications:**  
 CAT3

**Packaging:**  
 Packaged and shipped in Bulk Packaging Trays; Trays suitable for automation are available upon request.

**RoHS Compliant:**  
 Yes

**Lead-Free Solderable:**  
 Yes (Wave Solder only)

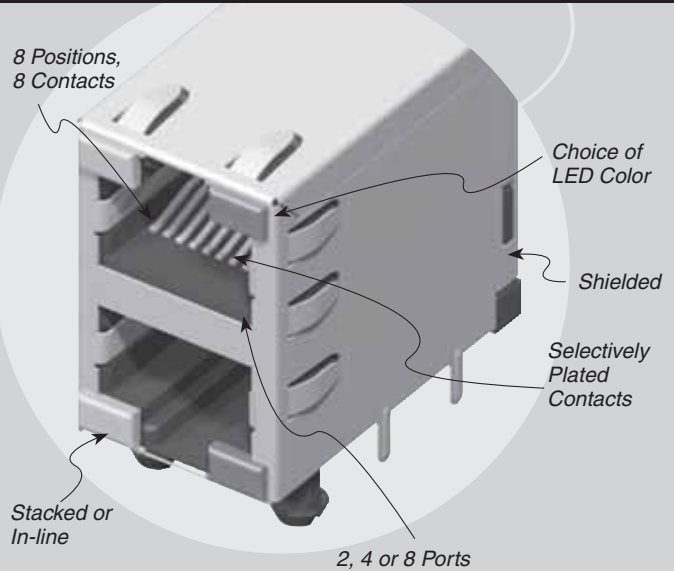
**MODS-D & -E FEATURES**

<b>Category</b>	CAT3
<b>Orientation</b>	Side Entry, Ganged
<b>Shielding</b>	Shielded, with or without Panel Grounds
<b>Termination</b>	Through-Hole
<b>Tab Orientation</b>	Top Up, Bottom Down (-D)
<b>Tab Orientation</b>	Tab Up (-E)
<b>Profile (-D)</b>	(25,40mm) 1.000" +pnl gnds
<b>Profile (-E)</b>	(13,70mm) .545" +pnl gnds
<b>LEDs</b>	Standard
<b>RJ45 Stacked</b>	MODM-D-XX-8P8C-X-XX-X-X
<b>RJ45 In-line</b>	MODM-E-XX-8P8C-X-XX-X-X

**APPLICATION SPECIFIC OPTION**

Other plating options available.  
 Call Samtec.

8 Positions,  
 8 Contacts



**-D**  
 = Stacked  
**-E**  
 = In-line

**-02,**  
**-04,**  
**-08**

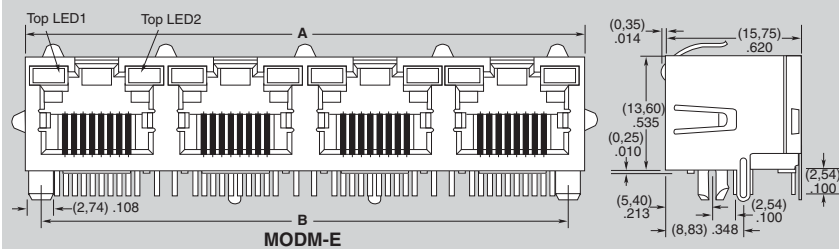
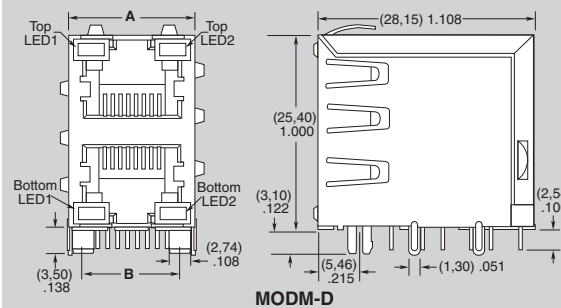
**-8P8C**  
 = 8 Positions  
 8 Contacts

**-L**  
 = 15µ" (0,38 µm)  
 Gold on Mating Area,  
 Gold Flash on Tails  
**-U**  
 = 50µ" (1,27µm)  
 Gold on Mating Area,  
 Gold Flash on Tails

**-S**  
 = Shielded  
 (No Panel Grounds)  
**-S4**  
 = Shielded  
 with Top,  
 Bottom and  
 Side Panel  
 Grounds

**-G**  
 = Green  
**-Y**  
 = Yellow  
**-1\***  
 = Green/Orange  
**-3\***  
 = Green/Red  
**-4\***  
 = Yellow/Red  
**-6\***  
 = Yellow/Green  
**-N**  
 = No LED  
 (-E only)  
 (LED1 -N  
 requires  
 LED2 -N)

\*Voltage Forward/Reverse



NO. OF PORTS	-D		-E	
	A	B	A	B
-02	(16,51) .650	(12,70) .500	(32,26) 1.270	(28,45) 1.120
-04	(32,26) 1.270	(28,45) 1.120	(63,80) 2.512	(59,94) 2.359
-08	(63,65) 2.506	(59,95) 2.360	(126,75) 4.990	(122,94) 4.840

Due to technical progress, all designs, specifications and components are subject to change without notice.

**WWW.SAMTEC.COM**

SAMTEC USA • Tel: 1-800-SAMTEC-9 or 812-944-6733 SAMTEC SILICON VALLEY • Tel: 408-395-5900 SAMTEC SOUTHERN CALIFORNIA • Tel: 1-800-726-8329  
 SAMTEC AMERICA LATINA COMERCIO EXTERIOR LTDA • Tel: (+55 31) 3786 3227 SAMTEC UNITED KINGDOM • Tel: 44 01236 739292 SAMTEC GERMANY • Tel: +49 (0) 89 / 89460-0  
 SAMTEC FRANCE • Tel: 33 01 60 95 06 60 SAMTEC ITALY • Tel: 39 039 89890337 SAMTEC NORDIC/BALTIC • Tel: +46-84477280 SAMTEC BENELUX • Tel: 44 01236 739292 SAMTEC ISRAEL • Tel: 972-3-7526600  
 SAMTEC INDIA • Tel: +91-80-3272 1612 SAMTEC ASIA PACIFIC • Tel: 65 6745-5955 SAMTEC JAPAN • Tel: 045-475-1385 SAMTEC CHINA • Tel: 86-21-61103766 SAMTEC TAIWAN • Tel: 886-2-2735-6109  
 SAMTEC HONG KONG • Tel: 852-2680-8558 SAMTEC KOREA • Tel: 82-31-717-5685 SAMTEC ANZ • Tel: 613 9512 7747 SAMTEC SOUTH AFRICA • Tel: 27 11 452 8112