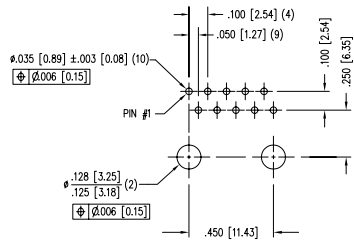
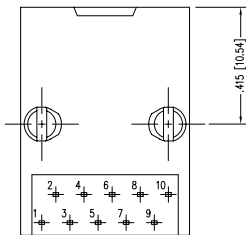
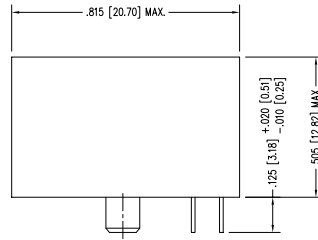
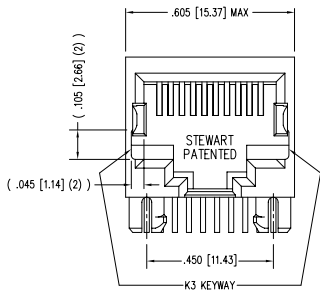


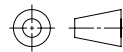
DATE	REV	ECN	APP'D. BY
2-11-03	A2	5831	RGC
8/12/05	A3	7230	TRM



- NOTES:
- CONNECTOR MATERIALS:
HOUSING: THERMOPLASTIC UL94 V-0
CONTACTS: COPPER ALLOY
CONTACT PLATING: SELECTIVE GOLD IN CONTACT AREA
SEE CHART FOR PART NUMBER
 - FOR PRODUCT SPECIFICATION SEE PRO22-01
 - TOLERANCES COMPLY WITH F.C.C. DIMENSION REQUIREMENTS.

50 MICRO-INCHES [1.27um]	SS-641010-NF-K3-50
30 MICRO-INCHES [0.76um]	SS-641010-NF-K3
CONTACT PLATING IN MATING AREA	PART NUMBER

THIRD ANGLE PROJECTION



DO NOT SCALE DRAWING
DRAWING IS SUBJECT TO
CHANGE WITHOUT NOTICE

DIMENSIONS: INCHES (METRIC)
UNLESS OTHERWISE SPECIFIED
TOLERANCES ARE ±.005 [0.13]
ANGLES ARE ± 1°

SHEET NO. 1 OF 1

Bel Stewart Connector

11118 Susquehanna Trail South
Glen Rock, PA 17327-9199
(717) 235-7512 Fax: (717) 235-7954 <http://www.stewartconnector.com>

TITLE: TEN CONTACT, TEN POSITION, UNSHIELDED JACK
NON-FLANGED, K3 KEYING OPTION

THIS DRAWING AND THE SUBJECT MATTER SHOWN THEREON
ARE CONFIDENTIAL AND THE PROPRIETARY PROPERTY OF
STEWART CONNECTOR ("SCS") AND SHALL NOT BE
REPRODUCED, COPIED OR USED IN ANY MANNER WITHOUT
PRIOR WRITTEN CONSENT OF "SCS". THE SUBJECT MATTER
MAY BE PATENTED OR A PATENT MAY BE PENDING. © SCS

DRN BY: TRM	DATE: 2/11/03
APP'D BY: RGC	DATE: 2/25/03
DWG NO. CT640074	REV: A3



REV. 10/29/02

AutoCAD