

TAB-UP MODULAR JACKS MODS-B, MODS-G SERIES

SPECIFICATIONS

For complete specifications and recommended PCB layouts see www.samtec.com?MODS-B

- Insulator Material:** PBT Glass Filled
- Contact Material:** Phosphor Bronze
- Plating:** Gold on Contacts
- Operating Temp Range:** -25°C to +90°C
- Current Rating:** 1.5 A per contact
- Voltage Rating:** 120 VAC
- Contact Resistance:** 20 mΩ max
- Minimum Cycles:** 500
- System Applications:** CAT3
- Packaging:** Packaged and shipped in Bulk Packaging Trays; Trays suitable for automation are available upon request.
- RoHS Compliant:** Yes
- Lead-Free Solderable:** No



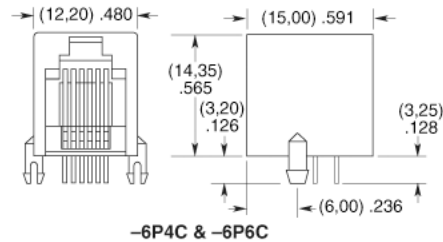
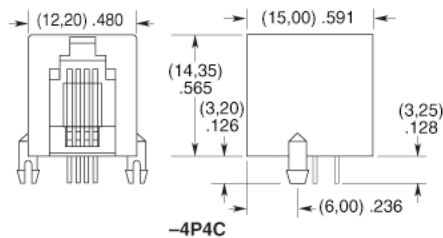
MODS - B

POSITIONS CONTACTS

PLATING

- 4P4C = 4 Positions 4 Contacts
- 6P4C = 6 Positions 4 Contacts
- 6P6C = 6 Positions 6 Contacts

- G = 15μ" (0,38 μm) Gold on Mating Area, Gold Flash on Tails
- H = 30μ" (0,76 μm) Gold on Mating Area, Gold Flash on Tails
- E = 50μ" (1,27 μm) Gold on Mating Area, Gold Flash on Tails



SPECIFICATIONS

For complete specifications and recommended PCB layouts see www.samtec.com?MODS-G

- Insulator Material:** PBT Glass Filled
- Contact Material:** Phosphor Bronze
- Shield Material:** Copper Alloy
- Plating:** Gold on Contacts, Nickel on Shield
- Operating Temp Range:** -25°C to +90°C
- Current Rating:** 1.5 A per contact
- Voltage Rating:** 120 VAC
- Contact Resistance:** 20 mΩ max
- Minimum Cycles:** 500
- System Applications:** CAT3
- Packaging:** Packaged and shipped in Bulk Packaging Trays; Trays suitable for automation are available upon request.
- RoHS Compliant:** Yes
- Lead-Free Solderable:** No



MODS - G

POSITIONS CONTACTS

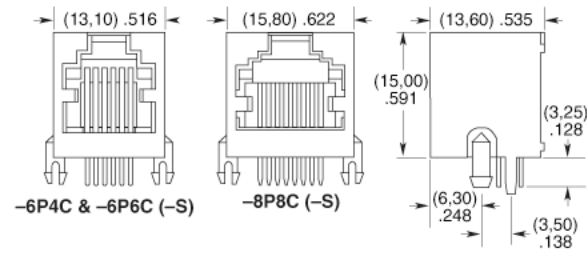
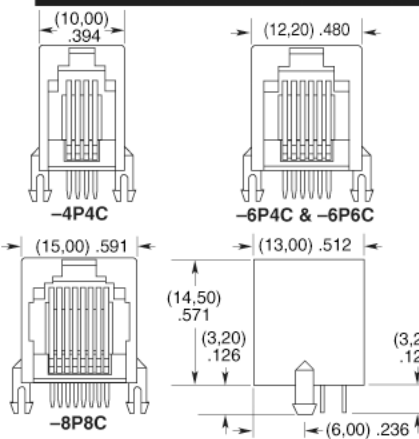
PLATING

SHIELD OPTION

- 4P4C = 4 Positions 4 Contacts
- 6P4C = 6 Positions 4 Contacts
- 6P6C = 6 Positions 6 Contacts
- 8P8C = 8 Positions 8 Contacts

- G = 15μ" (0,38 μm) Gold on Mating Area, Gold Flash on Tails
- H = 30μ" (0,76 μm) Gold on Mating Area, Gold Flash on Tails
- E = 50μ" (1,27 μm) Gold on Mating Area, Gold Flash on Tails

- (Leave Blank for Unshielded)
- S = Shielded (-4P4C N/A)



Due to technical progress, all designs, specifications and components are subject to change without notice.

WWW.SAMTEC.COM

SAMTEC USA • Tel: 1-800-SAMTEC-9 or 812-944-6733 • Fax: 812-948-5047 SAMTEC SILICON VALLEY • Tel: 408-395-5900 • Fax: 408-395-1520 SAMTEC UK • Tel: 01236 739292 • Fax: 01236 727113
 SAMTEC GERMANY • Tel: +49 (0) 89 / 89460-0 • Fax: +49 (0) 89 / 89460-299 SAMTEC FRANCE • Tel: 01 60 95 06 60 • Fax: 01 60 95 06 61 SAMTEC ITALY • Tel: 39 039 6890337 • Fax: 39 039 6890315
 SAMTEC SCANDINAVIA • Tel: +46-84477280 • Fax: +46-87420413 SAMTEC ISRAEL • Tel: 972-3-7526600 • Fax: 972-3-7526690 SAMTEC INDIA • Tel: 91 80 306 21 612 • Fax: 91 80 4152 8187
 SAMTEC ASIA PACIFIC • Tel: 65 6745-5955 • Fax: 65 6841-1502 SAMTEC JAPAN • Tel: 045-475-1385 • Fax: 045-475-1340 SAMTEC CHINA • Tel: 86-21-61103766 • Fax: 86-21-53854047 SAMTEC TAIWAN • Tel: 886 02 2698-3367 • Fax: 886 02 8698-2159
 SAMTEC KOREA • Tel: 82-31-717-5685 • Fax: 82-31-717-5681 SAMTEC SOUTH AFRICA • Tel: 27 11 4528112 • Fax: 27 86 6714432 SAMTEC ANZ • Tel: 613 9512 7747 • Fax: 613 9512 7745