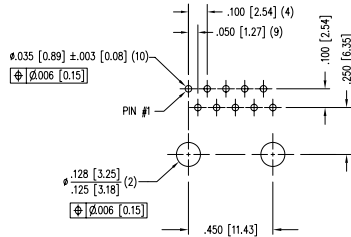
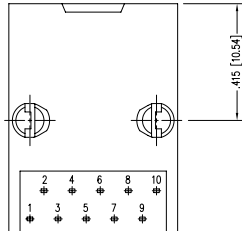
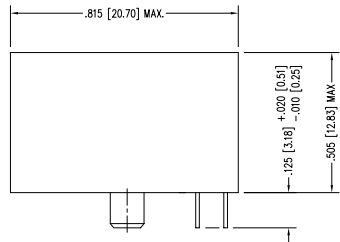
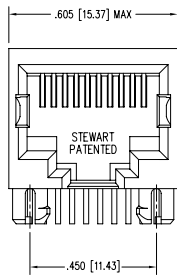


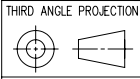
DATE	REV	ECN	APP'D. BY
2-11-03	A2	5830	RGC
7-15-05	A3	7200	TRM
11-11-05	A4	7375	TRM
12-5-06	A5	7858	TRM



P.C.B. RECOMMENDED HOLE LAYOUT  
SEEN FROM COMPONENT SIDE  
ALL CENTERLINE DIMENSIONS ARE BASIC.

- NOTES:
- CONNECTOR MATERIALS:  
HOUSING: THERMOPLASTIC UL94 V-0  
CONTACTS: COPPER ALLOY  
CONTACT PLATING: SELECTIVE GOLD IN CONTACT AREA  
SEE CHART FOR PART NUMBER
  - FOR PRODUCT SPECIFICATION SEE PRO22-01
  - TOLERANCES COMPLY WITH F.C.C. DIMENSION REQUIREMENTS.

50 MICRO-INCHES [1.27um]	SS-641010-NF-50
30 MICRO-INCHES [0.76um]	SS-641010-NF
CONTACT PLATING IN MATING AREA	PART NUMBER



DO NOT SCALE DRAWING  
DRAWING IS SUBJECT TO CHANGE WITHOUT NOTICE  
DIMENSIONS: INCHES [METRIC]  
UNLESS OTHERWISE SPECIFIED  
TOLERANCES ARE ±.005 [0.13]  
ANGLES ARE ± 1°  
SHEET NO. 1 OF 1



## Bel Stewart Connector

11118 Susquehanna Trail South  
Glen Rock, PA 17327-9199  
(717) 235-7512 Fax: (717) 235-7954 <http://www.stewartconnector.com>

TITLE: TEN CONTACT, TEN POSITION, UNSHIELDED JACK, NON-FLANGE

DRN BY: QUI	DATE: 7-15-05
APP'D BY: DANNY	DATE: 7-15-05
DWG NO. CT640067	REV. A5

AutoCAD