

MODM-D, MODM-E SERIES

GANGED MODULAR JACKS WITH LEDS

SPECIFICATIONS

For complete specifications and recommended PCB layouts see www.samtec.com?MODM-D or www.samtec.com?MODM-E

Insulator Material:
 MODM-D: PBT
 Glass Filled
 MODM-E: Nylon 46
Contact Material:
 Phosphor Bronze
Shield Material:
 Copper Alloy



Plating:
 Gold on Contacts,
 Nickel on Shield, Gold on Tails

Operating Temp Range:
 -25°C to +90°C

Current Rating:
 1.5 A per contact

Voltage Rating:
 120 VAC max

Contact Resistance:
 20 mΩ max

Minimum Cycles:
 500

System Applications:
 CAT3

Packaging:
 Packaged and shipped in Bulk Packaging Trays; Trays suitable for automation are available upon request.

RoHS Compliant:
 Yes

Lead-Free Solderable:
 Yes (Wave Solder only)

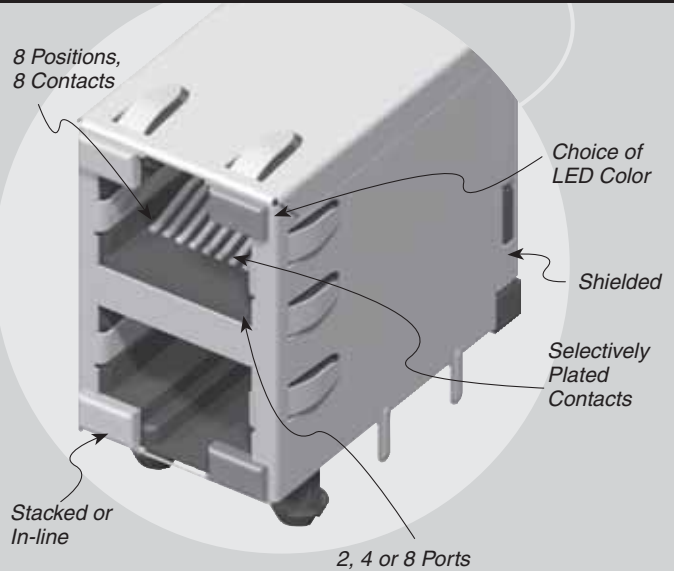
MODS-D & -E FEATURES

Category	CAT3
Orientation	Side Entry, Ganged
Shielding	Shielded, with or without Panel Grounds
Termination	Through-Hole
Tab Orientation	Top Up, Bottom Down (-D)
Tab Orientation	Tab Up (-E)
Profile (-D)	(25,40mm) 1.000" +pnl gnds
Profile (-E)	(13,70mm) .545" +pnl gnds
LEDs	Standard
RJ45 Stacked	MODM-D-XX-8P8C-X-XX-X-X
RJ45 In-line	MODM-E-XX-8P8C-X-XX-X-X

APPLICATION SPECIFIC OPTION

Other plating options available.
 Call Samtec.

8 Positions,
 8 Contacts



-D
 = Stacked
-E
 = In-line

-02,
-04,
-08

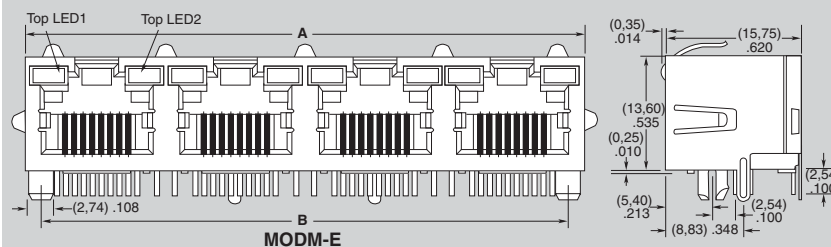
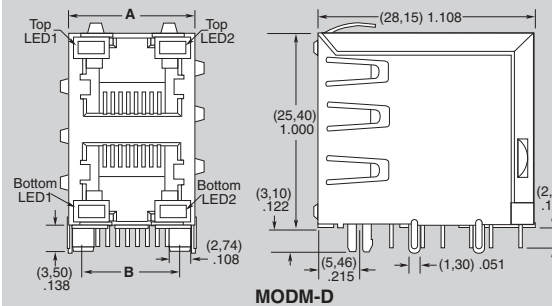
-8P8C
 = 8 Positions
 8 Contacts

-L
 = 15µ" (0,38 µm)
 Gold on Mating Area,
 Gold Flash on Tails
-U
 = 50µ" (1,27µm)
 Gold on Mating Area,
 Gold Flash on Tails

-S
 = Shielded
 (No Panel Grounds)
-S4
 = Shielded
 with Top,
 Bottom and
 Side Panel
 Grounds

-G
 = Green
-Y
 = Yellow
-1*
 = Green/Orange
-3*
 = Green/Red
-4*
 = Yellow/Red
-6*
 = Yellow/Green
-N
 = No LED
 (-E only)
 (LED1 -N
 requires
 LED2 -N)

*Voltage Forward/Reverse



NO. OF PORTS	-D		-E	
	A	B	A	B
-02	(16,51) .650	(12,70) .500	(32,26) 1.270	(28,45) 1.120
-04	(32,26) 1.270	(28,45) 1.120	(63,80) 2.512	(59,94) 2.359
-08	(63,65) 2.506	(59,95) 2.360	(126,75) 4.990	(122,94) 4.840

Due to technical progress, all designs, specifications and components are subject to change without notice.

WWW.SAMTEC.COM