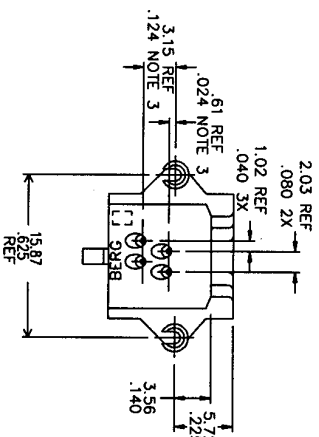
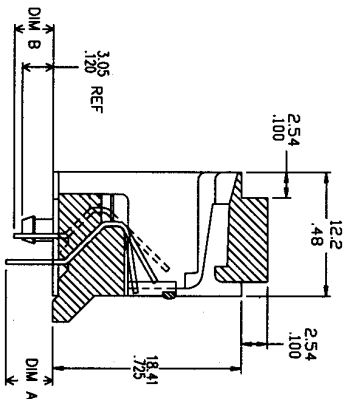
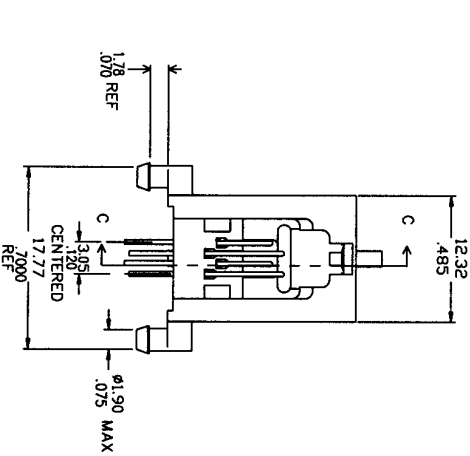




Test units not shown. Reproduction or dissemination of this data is prohibited without the express written permission of FCI Electronics. Property © FCI Electronics. Date of reproduction: FCI Electronics

All rights reserved. Reproduction or dissemination of this data is prohibited without the express written permission of FCI Electronics. Property © FCI Electronics. Date of reproduction: FCI Electronics

PRODUCT No	DIM A	DIM B	HOUSING MATERIAL	CONTACT PLATING	REMARKS
66010-001/-001LF	4.57 <sup>+0.10</sup> / <sub>-0.10</sub> / 1.80 <sup>+0.05</sup> / <sub>-0.05</sub>	3.81 <sup>+0.10</sup> / <sub>-0.10</sub> / 1.50 <sup>+0.05</sup> / <sub>-0.05</sub>	SUPER TOUGH NYLON UL 94V-0 GRAY	.76m / 30m *AU OVER 2.5m / 100m *Ni	
66010-002/-002LF	4.45 ± 0.38 / 1.75 ± 0.15	4.45 ± 0.38 / 1.75 ± 0.15		.76m / 30m *AU OVER 2.5m / 100m *Ni	MADE FROM 66010-001 OR -002
<del>66010-003</del>	<del>3.90 ± 0.30 / 1.18 ± 0.12</del>	<del>3.90 ± 0.30 / 1.18 ± 0.12</del>		<del>.76m / 30m *AU OVER 2.5m / 100m *Ni</del>	
66010-004/-004LF	4.57 <sup>+0.10</sup> / <sub>-0.10</sub> / 1.80 <sup>+0.05</sup> / <sub>-0.05</sub>	3.81 <sup>+0.10</sup> / <sub>-0.10</sub> / 1.50 <sup>+0.05</sup> / <sub>-0.05</sub>	SUPER TOUGH NYLON UL 94V-0 GRAY	.76m / 30m *CXT	
66010-005/-005LF	4.57 <sup>+0.10</sup> / <sub>-0.10</sub> / 1.80 <sup>+0.05</sup> / <sub>-0.05</sub>	3.81 <sup>+0.10</sup> / <sub>-0.10</sub> / 1.50 <sup>+0.05</sup> / <sub>-0.05</sub>	SUPER TOUGH NYLON UL 94V-0 GRAY	.76m / 30m *AU OVER 2.5m / 100m *Ni	
66010-006/-006LF	4.57 <sup>+0.10</sup> / <sub>-0.10</sub> / 1.80 <sup>+0.05</sup> / <sub>-0.05</sub>	3.81 <sup>+0.10</sup> / <sub>-0.10</sub> / 1.50 <sup>+0.05</sup> / <sub>-0.05</sub>	SUPER TOUGH NYLON UL 94V-0 BLACK	.76m / 30m *CXT	



- NOTES:
- FOR VISUAL, MECHANICAL AND FUNCTIONAL REQUIREMENTS SEE SPECIFICATION BUS-12-084.
  - GOLD WIRE MATERIAL: PHOS BRONZE ALLOY. UNS-C51000, 135-150M PSI TENSILE PLATING: SEE TABLE
  - DIMENSIONAL TOLERANCE: ±.25/±.010 AT BASE ±.64/±.025 AT TIP INFORMATION SEE DRAWING TA-390.
  - FOR ADDITIONAL APPLICATION AND MOUNTING INFORMATION SEE DRAWING TA-390.
  - HOUSING MATERIAL: SEE TABLE.
  - TEST METHOD PER UL-1863 SECTION 22.2
  - THE PRODUCT MEETS EUROPEAN UNION DIRECTIVES AND OTHER COUNTRY REGULATIONS AS DESCRIBED IN GS-22-008.
  - THE HOUSING WILL WITHSTAND EXPOSURE TO 260°C PEAK TEMPERATURE FOR 10 SECONDS IN A WAVE SOLDER APPLICATION WITH A 1.50mm MINIMUM THICK CIRCUIT BOARD.
  - IF LF P/N PACKAGING MEETS GS-14-920 SPECIFICATION.

lot code	tolerances unless otherwise specified	CUSTOMER COPY	FCI Electronics
lit	ecn no	dr	date
P	T10097	KC	09/11/91
R	T20048	KC	03/14/92
S	T30286	TC	09/13/93
T	T66059	C.L	09/13/96
U	T80392	C.C	02/22/01
V	N05-0035	YS	02/16/05
sheet	tension	V	
index	sheet	1	

PDM: Rev:V STATUS:Released Printed: Mar 09, 2007