

Tous droits strictement réservés. Reproduction ou communication à des tiers sans autorisation écrite du propriétaire.
 All rights strictly reserved. Reproduction or issue to third parties in any form without the written authority from the proprietor.
 Property of C. BERG ELECTRONICS. Copyright BERG ELECTRONICS by

PRODUCT NUMBER	NUMBER OF POS.	DIM A	DIM B	DIM C	DIM D	DIM E	DIM F	DIM G	LOADED POSITION	HOUSING COLOR	PRODUCT FIGURE	PLATING CODE X	PLATING
87180-X44/-X44LF/-X44HLF	4	3.05	3.81	7.62	11.20	3.05	5.50	7.87	ALL POS.	BLACK	FIGURE 1	0	30 u" G.X.T.
87180-X42/-X42LF/-X42HLF	6	5.08	6.35	10.16	13.20	4.06	6.60	9.90	2,3				
87180-X66/-X66LF/-X66HLF									ALL POS.				
87180-X64/-X64LF/-X64HLF									2,3,4,5				
87180-X64A/-X64ALF/-X64AHLF									1,2,5,6				
87180-X62/-X62LF/-X62HLF									3,4				
87180-X88/-X88LF/-X88HLF									ALL POS.				
87180-X86E/-X86ELF	8	7.11	8.89	11.43	15.24	4.06	6.30	11.94	ALL POS.	BLACK	FIGURE 2	11	15 u" AU
87180-X86/-X86LF/-X86HLF									2,3,4,5,6,7				
87180-X84/-X84LF/-X84HLF									3,4,5,6				
87180-X84A/-X84ALF/-X84AHLF									1,4,5,8				
87180-X84B/-X84BLF/-X84BHLF									1,2,3,6				
87180-X84C/-X84CLF/-X84CHLF									1,2,7,8				
87180-X88G/-X88GLF									ALL POS.				
87180-X84GSLF/-X841GSHLF									3,4,5,6			GREY	

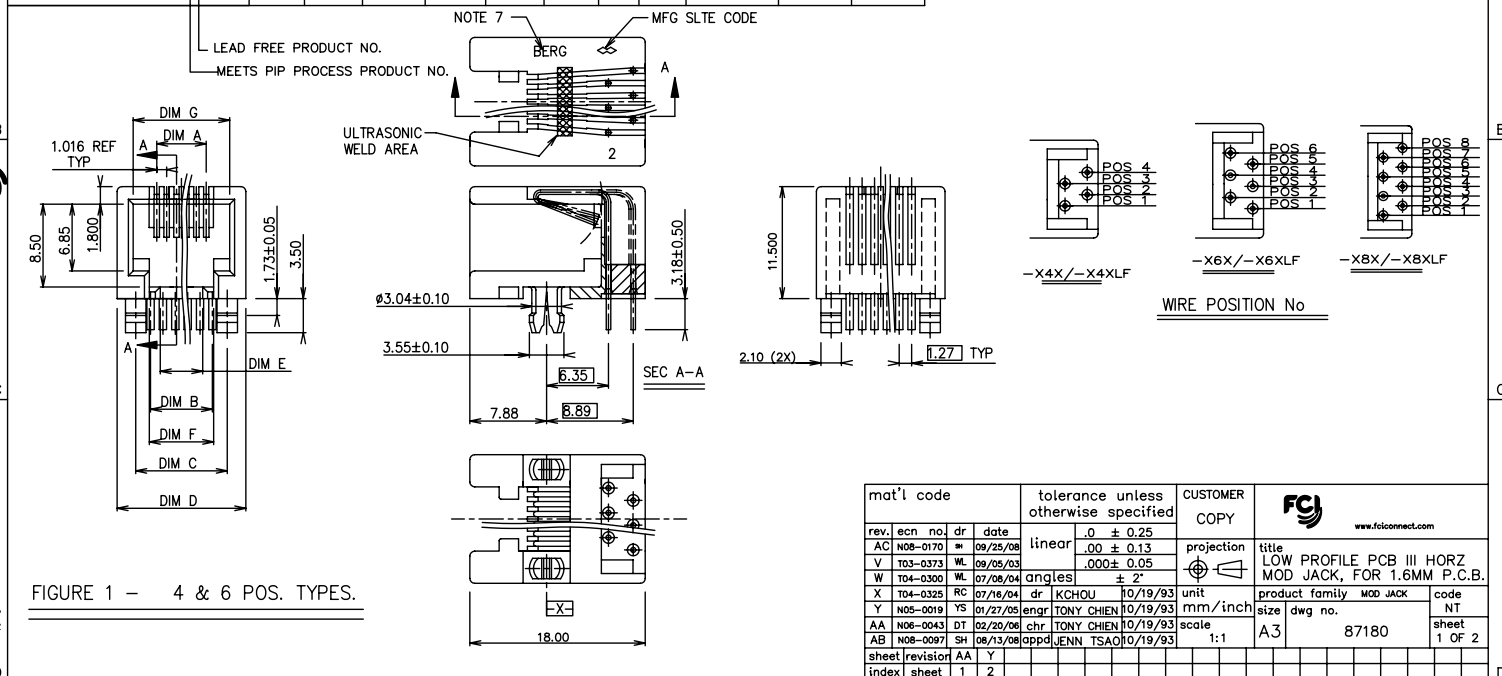


FIGURE 1 - 4 & 6 POS. TYPES.

mat'l code		tolerance unless otherwise specified		CUSTOMER COPY	www.fciconnect.com
rev.	ecn no.	dr	date	linear	
AC	N08-0170	sm	09/25/08	linear	.00 ± 0.13
V	T03-0373	ml	09/05/03	linear	.000 ± 0.05
W	T04-0300	ml	07/08/04	angles	± 2°
X	T04-0325	rc	07/16/04	dr	KCHOU 10/19/93
Y	N05-0019	ys	01/27/05	enr	TONY CHIEN 10/19/93
AA	N06-0043	dt	02/20/06	chr	TONY CHIEN 10/19/93
AB	N08-0097	sh	06/13/08	appd	JENN TSAO 10/19/93
sheet	revisor	AA	Y	scale	1:1
index	sheet	1	2	unit	mm/inch
				product family	MOD JACK
				size	dwg no.
				A3	87180
				code	NT
				sheet	1 OF 2

Tous droits strictement réservés. Reproduction ou communication à des tiers sans autorisation écrite du propriétaire.
 All rights strictly reserved. Reproduction or communication to other users without written authority from the proprietor.
 Copyright BERG ELECTRONICS BV



All rights strictly reserved. Reproduction or issue to third parties in any form or by any means, without written authority from the proprietor.
 Copyright BERG ELECTRONICS BV

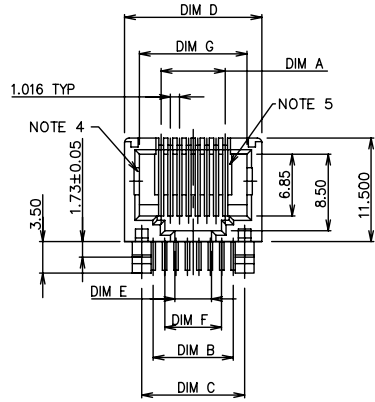
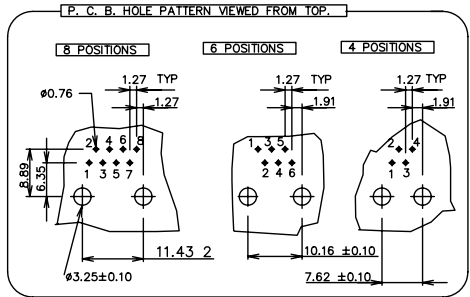
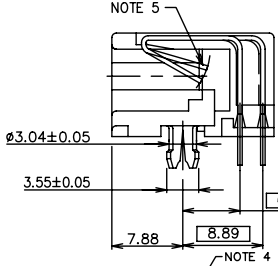
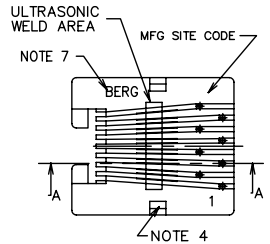


FIGURE 2- 8 POS TYPE.



NOTES:

1. RECOMMENDED P.C.B THICKNESS 1.60 MM
2. HOUSING MAT'L: NYLON 6/6, 25% GLASS REINFORCED, UL94-V0, COLOR : SEE TABLE.
3. CONTACTS: PHOS BRONZE ALLOY UNS-C51000, 0.460DIA. ROUND WIRE. PLATING SEE TABLE.
- ④ APPEARS ON 8 POS TYPE (P/N 87180-X8X) ONLY.
- ⑤ PROTRUDED SHELF ONLY APPEARS ON 8-POS JACK.
6. STANDARD PACKAGING METHOD(USE TUBE): SEE GES-14-361.
- ⑦ COMPANY LOGO CAN BE "BERG" OR "DU PONT", AND WOULD APPEAR IN THE SAME SHIPMENT UNLESS LOGO SPEC HEREIN IS UPDATED.
8. THE PRODUCT MEETS EUROPEAN UNION DIRECTIVES AND OTHER COUNTRY REGULATIONS AS DESCRIBED IN GS-22-008.
9. THE HOUSING WILL WITHSTAND EXPOSURE TO 260°C PEAK TEMPERATURE FOR 10 SECONDS IN A WAVE SOLDER APPLICATION WITH A 1.60mm MINIMUM THICK CIRCUIT BOARD.
10. IF LF P/N PACKAGING MEETS GS-14-920 SPECIFICATION.
- ⑩ EQUIVALENT THICKNESS Au AND GXT PLATING HAVE SAME FUNCTION AND THEY ARE ALTERNATIVE BY THE CUSTOEMR .

mat'l code		tolerance unless otherwise specified		CUSTOMER COPY		FCI		www.fciconnect.com	
rev.	ecn no.	dr	date	linear	.0 ± 0.25	projection	title		
AC				angles	.00 ± 0.13		LOW PROFILE PCB III HORZ MOD JACK, FOR 1.6MM P.C.B.		
				dr	.000 ± 0.05		product family	code	
				enagr	± 2'	size	TWN		
				chr	KCHOU 10/19/93	mm/inch	sheet		
				appd	TONY CHIEN 10/19/93	scale	2 OF		
					JENN TSAO 10/19/93	1:1	A3	87180	
sheet	revisor								
index	sheet								