

PRODUCT N°  
SEE TABLE

SEE NOTE 3

REFERENCE PLAN DEFINED  
BY THE BEARING SURFACE

A

B

C

D

SEE NOTE 3

SEE NOTE 6

POS.#1

rev	ecn no	dr	date
L	F05-0247	DLE	05.09.30
M	F06-0242	DLE	06.07.20
N	F08-0127	LSA	08-02-15
-	-	-	-
-	-	-	-
-	-	-	-

www.fciconnect.com		surface ISO 1302	tolerance std ±0.13 ±2*	projection mm
TOLERANCES UNLESS OTHERWISE SPECIFIED		ANGULAR	LINEAR	size A3
Dr	D LEGRAND	02.09.16	0.x ±y	Scale 4:1
Eng	P NIZZI	02.09.16	0.xx ±y	ECN F06-0242
Chr	D LEGRAND	02.09.16	0.xxx ±y	Spec ref -
Appr	P NIZZI	02.09.16	Product family MODULAR JACK	
FCI		title VERTICAL SMT 8 POSITIONS		Rev. N
catalog no		98435-XX(LF)	CUSTOMER	sheet 1 of 2

98435-XX(LF) CUSTOMER sheet 1 of 2  
PDM-Rev.N STATUS: Released Printed: Oct 01, 2010



Copyright FCI.

REV 1 - 2006-03-28

PRODUCT N°  
98435-XXXLF

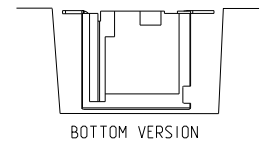
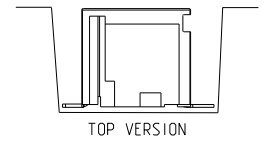
CONTACT PLATING OPTION
1= GXT 0.76 μm
3= 0.76 μm GOLD
5= 1.27 μm GOLD

PACKAGE OPTIONS
TAPE AND REEL PACKAGE 1= LOADED FACE UP
TAPE AND REEL PACKAGE 2= LOADED FACE DOWN

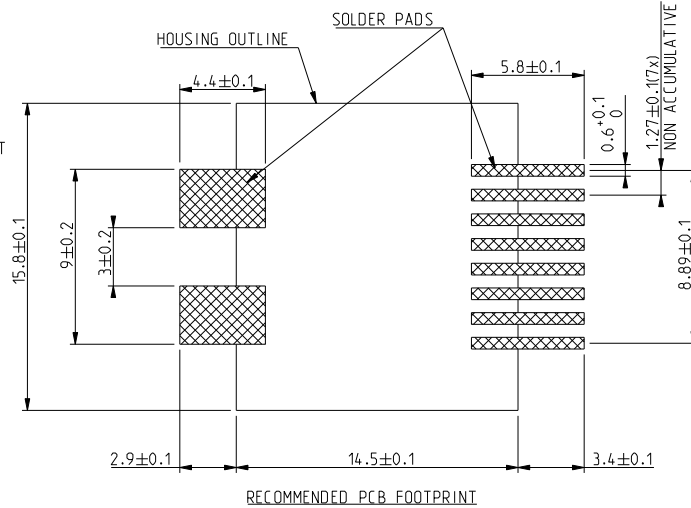
VERSION
TOP
BOTTOM

TERMINAL LOADING OPTIONS
1 = FULLY LOADED 8 POSITIONS
2 = ONLY POS 1,2,7,8 LOADED
3 = ONLY POS 3,4,5,6 LOADED

WHEN NEEDED, SUFFIX LETTER "LF" INDICATES THE PRODUCT IS RoHS COMPATIBLE SEE NOTE 7.



- NOTES:
- 1 - MATERIAL:  
HOUSING: HIGH TEMP. PLASTIC, COLOR BLACK  
TERMINAL PHOSPHOR BRONZE
  - 2 - PLATING  
CONTACT AREA: OPTIONAL SEE TABLE  
SOLDER TAIL: SnPb 90/10 2 μm MIN  
NO RAW EDGES EXCEPT SOLDER TAILS TIPS
  - 3 - AREA FOR VACUUM PICK AND PLACE VENTURY
  - 4 - PACKAGING SPECIFICATION SEE TA 858
  - 5 - DIMENSION MEASURED FROM "A" TO THE TOP OF PRODUCT
  - 6 - COPLANARITY SEE TA 861.
  - 7 - RoHS COMPATIBLE PRODUCT SPECIFICATIONS
  - a - PLATING:  
- "LF" MEANS THE PRODUCT IS LEAD-FREE.  
2 μm MINIMUM MATTE TIN OVER 1.27 μm MINIMUM NICKEL UNDERPLATE.
  - b - MANUFACTURING PROCESS COMPATIBILITY:  
- THE HOUSING WILL WITHSTAND EXPOSURE TO 245 °C PEAK TEMPERATURE FOR 30 SECONDS MAX IN A CONVECTION, INFRA-RED OR VAPOR PHASE OR REFLOW OVEN.
  - c - LABELLING:  
- MEETS PACKAGING SPECS AS PER GS-14-920.
  - d - LEGAL STATEMENT: SEE GS-22-008



www.fciconnect.com			surface ISO 1302	tolerance std ±0.13 ±2*	projection mm
			TOLERANCES UNLESS OTHERWISE SPECIFIED		mm
Dr	D LEGRAND	02.09.16	ANGULAR	0.x ±y	size A3 Scale 5:1
Eng	P NIZZI	02.09.16	LINEAR	0.xx ±y	
Chr	D LEGRAND	02.09.16	0° ±y*	0.xxx ±y	ECN F06-0242
Appr	P NIZZI	02.09.16	Product family	MODULAR JACK	Spec ref -
FCI			title VERTICAL SMT 8 POSITIONS		Rev. N
catalog no			98435-XX(LF)		customer