

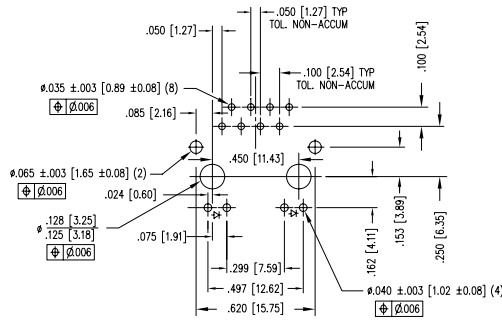
2

1

DATE	REV	ECN	APP'D. BY
4-14-09	A8	8710	TS
2-1-10	A9	8897	TRM

LED SPECIFICATIONS				
LED TYPE	COLOR	WAVELENGTH	* FORWARD VOLTAGE (MAX)	* FORWARD VOLTAGE (TYP)
SINGLE COLOR LED	YELLOW DIFFUSED	590 nm	2.5 V	2.1 V
	GREEN DIFFUSED	555 nm	2.6 V	2.25 V
	RED DIFFUSED	625 nm	2.5 V	2.0 V
BICOLOR LED	GREEN	565 nm	2.5 V	2.2 V
	ORANGE	610 nm	2.5 V	2.1 V

* WITH A FORWARD CURRENT OF 20 mA

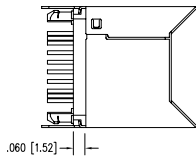


P.C.B. RECOMMENDED HOLE LAYOUT
SEEN FROM COMPONENT SIDE
TOLERANCE ±.003 [0.08] UNLESS OTHERWISE SPECIFIED

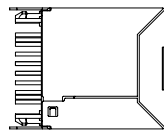
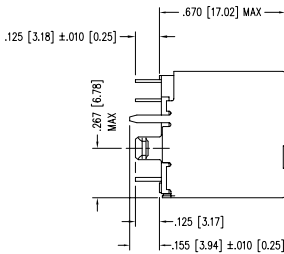
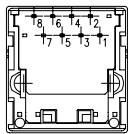
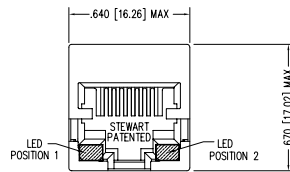
NOTES:

- CONNECTOR MATERIALS:
HOUSING: THERMOPLASTIC UL94 V-0
CONTACTS/SHIELD: COPPER ALLOY
SHIELD PLATING: NICKEL
CONTACT PLATING: SELECTIVE GOLD IN CONTACT AREA
SEE CHART FOR PART NUMBER
- FOR PRODUCT SPECIFICATION SEE PRO22-01
- DIMENSIONS AND TOLERANCES COMPLY WITH FCC/CFR 47, PART 68.

SINGLE COLOR LED POLARITY (ENLARGED VIEW)

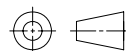


BICOLOR LED POLARITY (ENLARGED VIEW)



30 MICRO-INCHES [0.76um]	RED	GREEN	SS-74301-007
30 MICRO-INCHES [0.76um]	GREEN	GREEN/ORANGE	SS-74301-005
30 MICRO-INCHES [0.76um]	GREEN	GREEN	SS-74301-003
30 MICRO-INCHES [0.76um]	YELLOW	GREEN	SS-74301-002
30 MICRO-INCHES [0.76um]	GREEN	YELLOW	SS-74301-001
CONTACT PLATING IN MATING AREA	POSITION 1	POSITION 2	PART NUMBER
	INDICATOR COLOR		

THIRD ANGLE PROJECTION



DO NOT SCALE DRAWING
DRAWING IS SUBJECT TO CHANGE WITHOUT NOTICE
DIMENSIONS: INCHES [METRIC]
UNLESS OTHERWISE SPECIFIED
TOLERANCES ARE ±.005 [0.13]
ANGLES ARE ± 1°
SHEET NO. 1 OF 1



Bel Stewart Connector

11118 Susquehanna Trail South
Glen Rock, PA 17327-9199
(717) 235-7512 Fax: (717) 235-7954 <http://www.stewartconnector.com>

TITLE: EIGHT CONTACT, EIGHT POSITION, VERTICAL MOUNT SHIELDED LED JACK

THIS DRAWING AND THE SUBJECT MATTER SHOWN THEREON ARE CONFIDENTIAL AND THE PROPRIETARY PROPERTY OF BEL STEWART CONNECTOR AND SHALL NOT BE REPRODUCED, COPIED, OR USED IN ANY MANNER WITHOUT PRIOR WRITTEN CONSENT OF BEL STEWART CONNECTOR. THE SUBJECT MATTER MAY BE PATENTED OR A PATENT MAY BE PENDING.

DRN BY: JMB	DATE: 2-5-04
APP'D BY: RGC	DATE: 2-6-04
DWG NO. C1740100	REV: A9

2

1

AutoCAD

REV: 7/3/03