

B

A

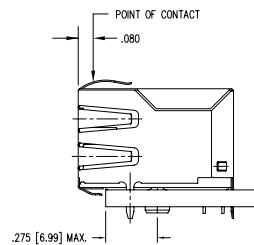
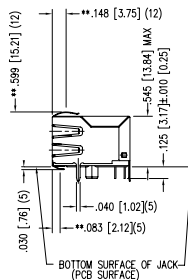
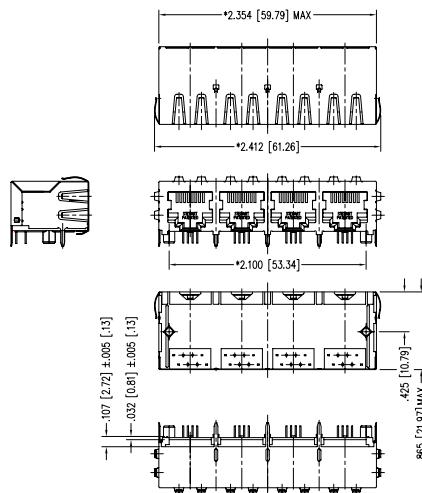
B

A

2

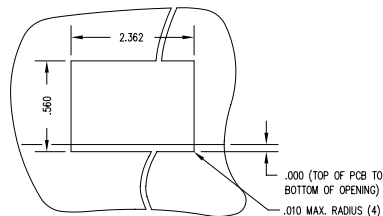
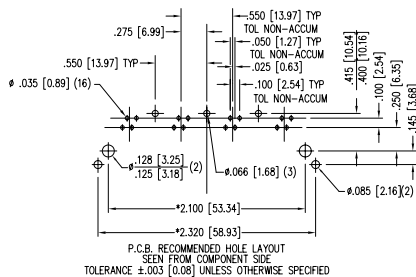
1

DATE	REV	ECN	APP'D. BY
1/27/06	AO	7452	JM



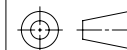
NOTES:

- CONNECTOR MATERIALS:
HOUSING: THERMOPLASTIC UL94 V-0
CONTACTS/SHIELD: COPPER ALLOY
SHIELD PLATING: NICKEL OR TIN
CONTACT PLATING: SELECTIVE GOLD IN CONTACT AREA
SEE CHART FOR PART NUMBER
- FOR PRODUCT SPECIFICATIONS SEE PRO22-01.
- TOLERANCES COMPLY WITH F.C.C. DIMENSION REQUIREMENTS.
- THE SUGGESTED PANEL OPENING IS INTENDED TO GIVE USER THE ABILITY TO HAVE REASONABLE JACK/PANEL CLEARANCES, YET MAINTAIN GROUNDING CAPABILITY. THESE VARIABLES CAN BE ADJUSTED IN EITHER DIRECTION BUT MAY CARRY SOME CONSEQUENCES IN THE FORM OF LOWER MATING FORCES OR TIGHTER ASSEMBLY TOLERANCES.



30 MICRO-INCHES [0.76um]	SS-664804S-A-PG4-AC-A283
CONTACT PLATING IN MATING AREA	PART NUMBER

THIRD ANGLE PROJECTION



DO NOT SCALE DRAWING	TITLE:
DRAWING IS SUBJECT TO CHANGE WITHOUT NOTICE	EMI-RFI ONE PIECE SHIELDED, ESD GROUNDED 4 PORT PCB HARMONICA JACK PAC
DIMENSIONS: INCHES [METRIC]	THIS DRAWING AND THE SUBJECT MATTER SHOWN THEREON ARE CONFIDENTIAL AND THE PROPRIETARY PROPERTY OF BEL STEWART CONNECTOR AND SHALL NOT BE REPRODUCED, COPIED, OR USED IN ANY MANNER WITHOUT PRIOR WRITTEN CONSENT OF BEL STEWART CONNECTOR. THE SUBJECT MATTER MAY BE PATENTED OR A PATENT MAY BE PENDING.
UNLESS OTHERWISE SPECIFIED TOLERANCES ARE $\pm 0.005 [0.13]$ ANGLES ARE $\pm 1^\circ$	DRN BY: KRL DATE: 1/25/06
SHEET NO. 1 OF 1	APP'D BY: JM DATE: 1-26-06
	DWG NO. CT660127 REV. AO

Bel Stewart Connector

11118 Susquehanna Trail South
Glen Rock, PA 17327-9199
(717) 235-7512 Fax: (717) 235-7954 <http://www.stewartconnector.com>



AutoCAD

2

1

REV. 6/2/05