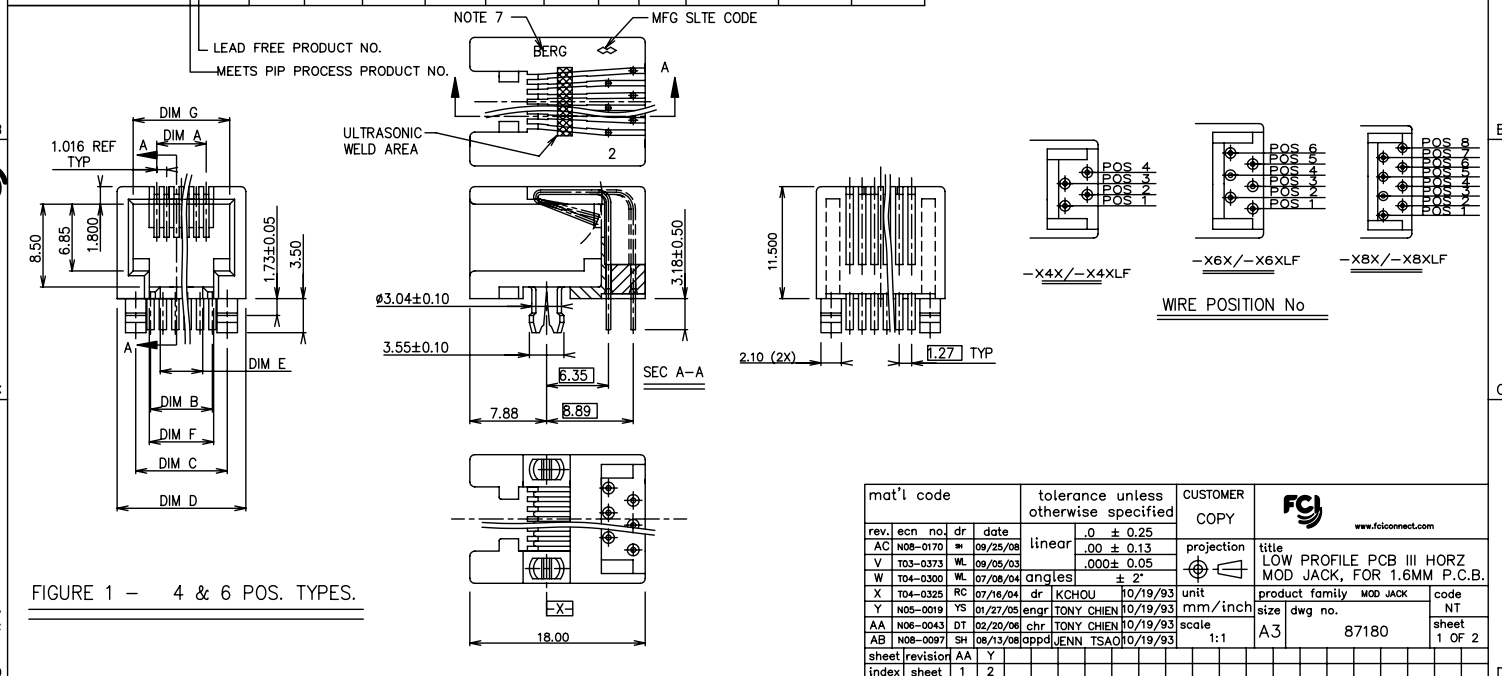


Tous droits strictement réservés. Reproduction ou communication à des tiers sans autorisation écrite du propriétaire.  
 All rights strictly reserved. Reproduction or issue to third parties in any form without the written authority from the proprietor.  
 Property of C. BERG ELECTRONICS. Copyright BERG ELECTRONICS by

PRODUCT NUMBER	NUMBER OF POS.	DIM A	DIM B	DIM C	DIM D	DIM E	DIM F	DIM G	LOADED POSITION	HOUSING COLOR	PRODUCT FIGURE	PLATING CODE X	PLATING	
87180-X44/-X44LF/-X44HLF	4	3.05	3.81	7.62	11.20	3.05	5.50	7.87	ALL POS.	BLACK	FIGURE 1	0	30 u" G.X.T.	
87180-X42/-X42LF/-X42HLF								2,3					1	15 u" AU
87180-X66/-X66LF/-X66HLF	6	5.08	6.35	10.16	13.20	4.06	6.60	9.90	ALL POS.				2	20 u" GFDP
87180-X64/-X64LF/-X64HLF									2,3,4,5				3	30 u" AU
87180-X64A/-X64ALF/-X64AHLF									1,2,5,6				4	15 u" G.X.T.
87180-X62/-X62LF/-X62HLF									3,4				5	50 u" AU
87180-X88/-X88LF/-X88HLF								ALL POS.	BLACK	FIGURE 2	6	6 u" AU		
87180-X86E/-X86ELF	8	7.11	8.89	11.43	15.24	4.06	6.30	11.94			ALL POS.		7	2 u" AU
87180-X86/-X86LF/-X86HLF											2,3,4,5,6,7			
87180-X84/-X84LF/-X84HLF											3,4,5,6			
87180-X84A/-X84ALF/-X84AHLF											1,4,5,8			
87180-X84B/-X84BLF/-X84BHLF											1,2,3,6			
87180-X84C/-X84CLF/-X84CHLF											1,2,7,8			
87180-X88G/-X88GLF											ALL POS.			
87180-X84GSLF/-X841GSHLF	3,4,5,6				GREY									



PDM: Rev:AC STATUS:Released Printed: Aug 01, 2010

Tous droits strictement réservés. Reproduction ou communication à des tiers sans autorisation écrite du propriétaire.  
 All rights strictly reserved. Reproduction or communication to other users without written authority from the proprietor.  
 Copyright BERG ELECTRONICS BV



All rights strictly reserved. Reproduction or communication to other users without written authority from the proprietor.  
 Copyright BERG ELECTRONICS BV

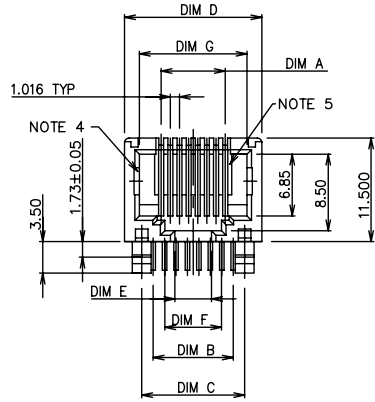
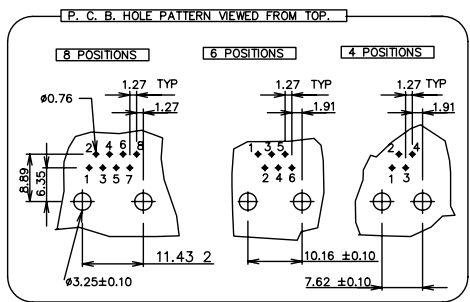
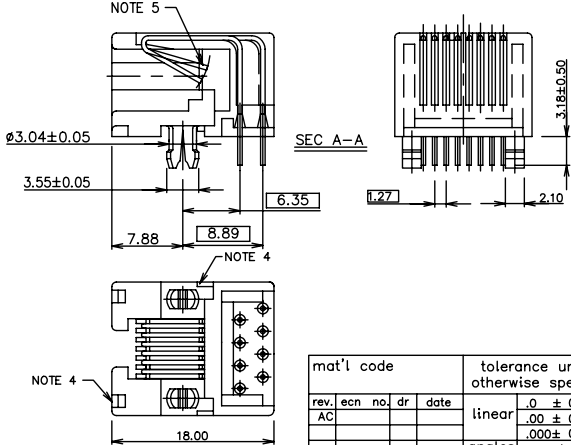
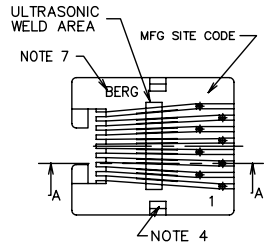


FIGURE 2- 8 POS TYPE.



NOTES:

1. RECOMMENDED P.C.B THICKNESS 1.60 MM
2. HOUSING MAT'L: NYLON 6/6, 25% GLASS REINFORCED, UL94-V0, COLOR : SEE TABLE.
3. CONTACTS: PHOS BRONZE ALLOY UNS-C51000, 0.460DIA. ROUND WIRE. PLATING SEE TABLE.
- ④ APPEARS ON 8 POS TYPE (P/N 87180-X8X) ONLY.
- ⑤ PROTRUDED SHELF ONLY APPEARS ON 8-POS JACK.
6. STANDARD PACKAGING METHOD(USE TUBE): SEE GES-14-361.
- ⑦ COMPANY LOGO CAN BE "BERG" OR "DU PONT", AND WOULD APPEAR IN THE SAME SHIPMENT UNLESS LOGO SPEC HEREIN IS UPDATED.
8. THE PRODUCT MEETS EUROPEAN UNION DIRECTIVES AND OTHER COUNTRY REGULATIONS AS DESCRIBED IN GS-22-008.
9. THE HOUSING WILL WITHSTAND EXPOSURE TO 260°C PEAK TEMPERATURE FOR 10 SECONDS IN A WAVE SOLDER APPLICATION WITH A 1.60mm MINIMUM THICK CIRCUIT BOARD.
10. IF LF P/N PACKAGING MEETS GS-14-920 SPECIFICATION.
- ⑩ EQUIVALENT THICKNESS Au AND GXT PLATING HAVE SAME FUNCTION AND THEY ARE ALTERNATIVE BY THE CUSTOEMR .

mat'l code		tolerance unless otherwise specified		CUSTOMER COPY		FCI www.fciconnect.com	
rev. AC	ecn no. dr	date	linear	.0 ± 0.25	projection	title	
				.00 ± 0.13		LOW PROFILE PCB III HORZ MOD JACK, FOR 1.6MM P.C.B.	
			angles	.000 ± 0.05		product family	
			dr	KCHOU 10/19/93	unit	size	code
			enar	TONY CHIEN 10/19/93	mm/inch	dwg no.	TWN
			chr	TONY CHIEN 10/19/93	scale	87180	sheet
			appd	JENN TSAO 10/19/93	1:1	2 OF	
sheet	revisor						
index	sheet						