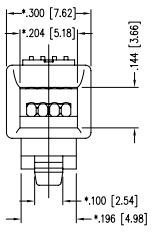
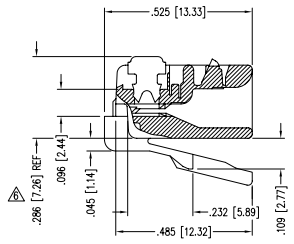
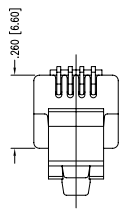
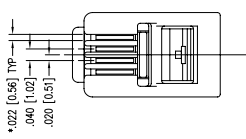


2

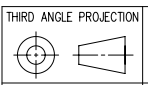
1

DATE	REV	ECN	APP'D. BY
2-2-06	A5	7460	JM



- NOTES:
- 1- PLUG KIT CONSISTS OF :  
PRE-INSERTED PLUG HOUSING
  - 2- MATERIALS :  
FRONT HOUSING PLASTIC : CLEAR POLYCARBONATE, UL 94-V0  
CONTACTS : PHOSPHOR BRONZE, SELECTIVE GOLD PLATING
  - 3- CONTACTS TERMINATE STRANDED CONDUCTORS UP TO .037 [0.94] OUTSIDE DIAMETER OF INSULATION.
  - 4- FOR PRODUCT SPECIFICATION SEE PRO26-01.
  - 5- TOLERANCES COMPLY WITH F.C.C. DIMENSION REQUIREMENTS.
- △ TERMINATED PLUG HEIGHT: .237 [6.02] ±.005 [0.13]

BAGS OF 1000	50 MICRO-INCHES [1.27um]	937-SP-3044-OB-B1000
BULK	50 MICRO-INCHES [1.27um]	937-SP-3044-OB
PACKAGE	CONTACT PLATING IN MATING AREA	PART NUMBER



### Bel Stewart Connector

11118 Susquehanna Trail South  
Glen Rock, PA 17327-9199  
(717) 235-7512 Fax: (717) 235-7954 <http://www.stewartconnector.com>

DO NOT SCALE DRAWING  
DRAWING IS SUBJECT TO CHANGE WITHOUT NOTICE  
DIMENSIONS: INCHES [METRIC]  
UNLESS OTHERWISE SPECIFIED  
TOLERANCES ARE ±.005 [0.13]  
ANGLES ARE ± 1°  
SHEET NO. 1 OF 1

TITLE: FOUR CONDUCTOR/FOUR POSITION LINE CORD MODULE;  
OPEN BACK  
DRN BY: JAF DATE 2-2-06  
APPD BY: JM DATE 2-2-06  
DWG NO. CT300097 REV. A5



2

1

AutoCAD

REV. 7/3/03