A1RFRD10

REVISION RECORD				
REV	ECO	DESCRIPTION	DRFT	CHKD
1		ADD PART NO.	Synge 8/05/2003	
2		MODIFY DRAWING	CZH 11/25/03'	
3		ADD PART NO.	Olanpu 11/27/04'	

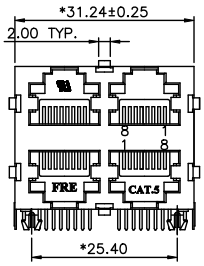

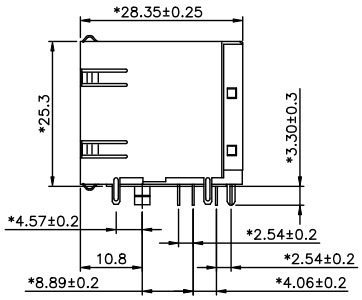

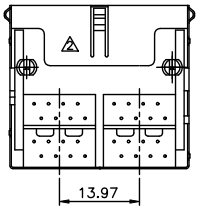

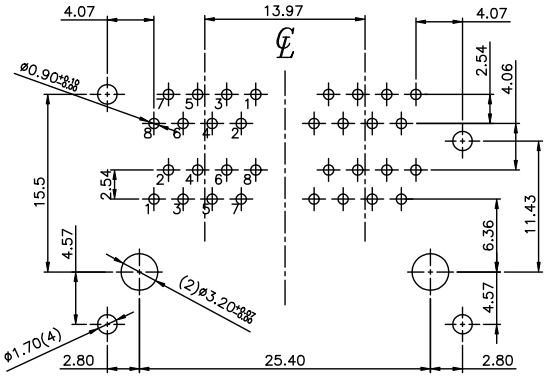

T=1.60mm
PC Board Layout
Component Side Shown

NOTES:

ELECTRICAL:

1. VOLTAGE RATING : 125 VAC RMS.
2. CURRENT RATING : 1.5 AMP.
3. CONTACT RESISTANCE : 50 MILLIOHMS MAX.
4. INSULATION RESISTANCE: 1000 MEGOHMS MIN @ 500 VDC.
5. DIELECTRIC STRENGTH : 1000 VAC RMS 60Hz, 1MIN.
6. CATEGORY 5 CHARACTERISTIC:

Frequence	Near-End Cross Talk dB, MIN.	Return Loss dB, MIN.	Attenuation dB, MAX.
1.0 MHZ	65	23	0.1
4.0 MHZ	65	23	0.1
8.0 MHZ	62	23	0.1
10.0 MHZ	60	23	0.1
16.0 MHZ	56	23	0.2
20.0 MHZ	54	23	0.2
25.0 MHZ	52	14	0.2
31.25 MHZ	50	14	0.2
62.5 MHZ	44	14	0.3
100.0 MHZ	40	14	0.4

MECHANICAL:

1. HOUSING MATERIAL : GLASS FILLED POLYESTER UL94V-0.
2. CONTACT MATERIAL : PHOSPHOR BRONZE t=0.35mm.C5210EH.
3. PLATING : GOLD PLATING OVER NICKEL.
4. OPERATING LIFE : 750 CYCLES MIN.
5. PCB RETENTION PRE-SOLDER : 1 LB MIN.
6. PCB RETENTION POST-SOLDER: 10 LBS MIN.

ENVIRONMENTAL:

1. STORAGE : -40°C TO +85°C.
2. OPERATION: 0°C TO +70°C.

MATES WITH MODULAR PLUG CONFORMING TO FCC PART 68, SUBPART F.

PART NUMBER: E6588-XXN12X

A- W/ "FRE" LOGO
1 G- W/O "FRE" LOGO

Gold Thickness:
1- 3u" 2- 6u" 3-15u"
4-30u" 5-50u"

2-W/O TAB 3
5-W/ TOP & SIDE & BOTTOM TABS

MM (INCH)	DFTO Christ	DATE 07/03/02'	FULL RISE ELECTRONIC CO., LTD
TOLERANCES EXCEPT AS NOTED	CHKD LIUXIN	DATE 2004/11/29	
MM .0 ±0.2 ±	MFO	DATE	TITLE CAT.5 W/O GROUNDING STACKED GANGED JACK, 2X2
.00 ±0.15 ±	APPVL LUSHENG	DATE 2004/11/29	
.000 ±0.075 ±	MATERIAL :		
ANGLES ± 0.5	QT'Y :		DRAWING NO. GE653A28 / PART NO. SEE NOTE — SIZE A3 — REV 3
THIRD ANGLE PROJECTION	FINISH :		
DETACHED LISTS	SCALE : 1.5 : 1		DO NOT SCALE DRAWING — SHEET 1 OF 1

Downloaded from Elcodis.com electronic components distributor