




MODS-A-6P4C-G



MODS-A-6P6C-G-S



MODS-C-8P8C-G

MODS-C-6P4C-E-S



MODS-A, MODS-C SERIES

SINGLE RIGHT ANGLE MODULAR JACKS

SPECIFICATIONS

For complete specifications and recommended PCB layouts see www.samtec.com?MODS-A or www.samtec.com?MODS-C

Insulator Material:

PBT Glass Filled

Contact Material:

Phosphor Bronze

Shield Material:

Copper Alloy

Plating:

Gold on Contacts, Nickel on Shield

Operating Temp Range:

-25°C to +90°C

Current Rating:

1.5 A per contact

Voltage Rating: 120 VAC

Contact Resistance:

20 mΩ max

Minimum Cycles:

500

System Application:

CAT3

Packaging:

Packaged and shipped in Bulk Packaging Trays; Trays suitable for automation are available upon request.

RoHS Compliant:

Yes

Lead-Free Solderable:

Yes (Wave Solder only)

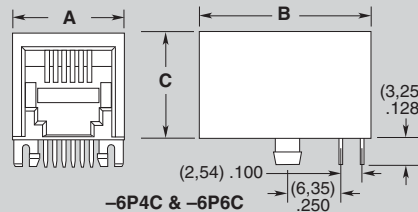


MODS - A -

POSITIONS CONTACTS

- 6P4C = 6 Positions 4 Contacts
- 6P6C = 6 Positions 6 Contacts
- 8P8C = 8 Positions 8 Contacts

POSITIONS CONTACTS	A	B	C
-6PXC	(13,21) .520	(20,54) .809	(12,70) .500
-8P8C	(15,24) .600		
-6PXC (-S)	(13,94) .549	(21,20) .835	(13,60) .535
-8P8C (-S)	(15,98) .629		



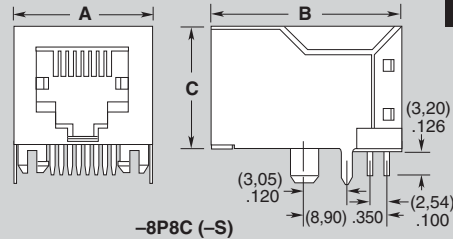
-6P4C & -6P6C

PLATING

- G = 15µ" (0,38 µm)
Gold on Mating Area,
Gold Flash on Tails
- E = 50µ" (1,27µm)
Gold on Mating Area,
Gold Flash on Tails

SHIELD OPTION

- (Leave Blank for Unshielded)
- S = Shielded (No Panel Grounds)
- S4 = Shielded with Top, Bottom and Side Panel Grounds



-8P8C (-S)

APPLICATION SPECIFIC OPTION

Other plating options available. Call Samtec.

MODS - C -

POSITIONS CONTACTS

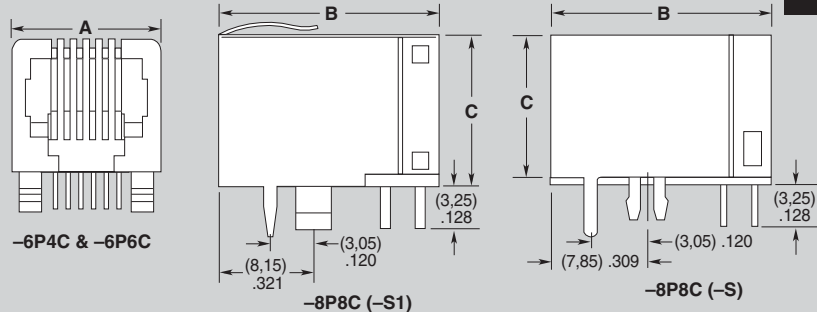
- 6P4C = 6 Positions 4 Contacts
- 6P6C = 6 Positions 6 Contacts
- 8P8C = 8 Positions 8 Contacts

PLATING

- G = 15µ" (0,38 µm)
Gold on Mating Area,
Gold Flash on Tails
- E = 50µ" (1,27µm)
Gold on Mating Area,
Gold Flash on Tails

SHIELD OPTION

- (Leave Blank for Unshielded)
- S = Shielded (No Panel Grounds)
- S1 = Shielded with Top and Bottom Panel Grounds



-8P8C (-S1)

-8P8C (-S)

POSITIONS CONTACTS	A	B	C
-6PXC	(13,21) .520	(18,00) .709	(11,70) .461
-8P8C	(15,20) .598		
-6PXC (-S)	(14,00) .551	(18,80) .740	(12,20) .480
-8P8C (-S)	(15,90) .626		

-6P4C & -6P6C

Due to technical progress, all designs, specifications and components are subject to change without notice.

WWW.SAMTEC.COM

SAMTEC USA • Tel: 1-800-SAMTEC-9 or 812-944-6733 SAMTEC SILICON VALLEY • Tel: 408-395-5900 SAMTEC SOUTHERN CALIFORNIA • Tel: 1-800-726-8329
 SAMTEC AMERICA LATINA COMERCIO EXTERIOR LTDA • Tel: (+55 31) 3786 3227 SAMTEC UNITED KINGDOM • Tel: 44 01236 739292 SAMTEC GERMANY • Tel: +49 (0) 89 / 89460-0
 SAMTEC FRANCE • Tel: 33 01 60 95 06 60 SAMTEC ITALY • Tel: 39 039 8890337 SAMTEC NORDIC/BALTIC • Tel: +46-84477280 SAMTEC BENELUX • Tel: 44 01236 739292 SAMTEC ISRAEL • Tel: 972-3-7526600
 SAMTEC INDIA • Tel: +91-80-3272 1612 SAMTEC ASIA PACIFIC • Tel: 65 6745-5955 SAMTEC JAPAN • Tel: 045-475-1385 SAMTEC CHINA • Tel: 86-21-61103766 SAMTEC TAIWAN • Tel: 886-2-2735-6109
 SAMTEC HONG KONG • Tel: 852-2600-8358 SAMTEC KOREA • Tel: 82-31-717-5685 SAMTEC ANZ • Tel: 613 9512 7747 SAMTEC SOUTH AFRICA • Tel: 27 11 452 8112