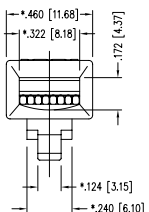
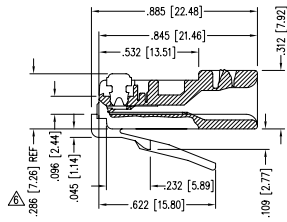
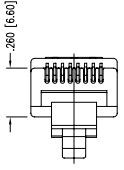
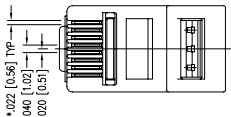


2

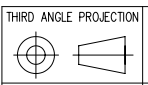
1

DATE	REV	ECN	APP'D. BY
2-2-06	B2	7460	JM



- NOTES:
- 1- PLUG KIT CONSISTS OF :  
PRE-INSERTED PLUG HOUSING
  - 2- MATERIALS :  
FRONT HOUSING PLASTIC : CLEAR POLYCARBONATE, UL 94-V0
  - 3- CONTACTS : PHOSPHOR BRONZE, SELECTIVE GOLD PLATING  
CONTACTS TERMINATE STRANDED CONDUCTORS UP  
TO .037 [0.94] OUTSIDE DIAMETER OF INSULATION.
  - 4- FOR PRODUCT SPECIFICATION SEE PRO26-01.
  - 5- TOLERANCES COMPLY WITH F.C.C. DIMENSION REQUIREMENTS.
- △ TERMINATED PLUG HEIGHT: .237 [6.02] ±.005 [0.13]

BULK	50 MICRO-INCHES [1.27um]	937-SP-3088R
PACKAGE	CONTACT PLATING IN MATING AREA	PART NUMBER



### Bel Stewart Connector

11118 Susquehanna Trail South  
 Glen Rock, PA 17327-9199  
 (717) 235-7512 Fax: (717) 235-7954 <http://www.stewartconnector.com>

DO NOT SCALE DRAWING  
 DRAWING IS SUBJECT TO  
 CHANGE WITHOUT NOTICE

UNLESS OTHERWISE SPECIFIED  
 TOLERANCES ARE ±.005 [0.13]  
 ANGLES ARE ± 1°

SHEET NO. 1 OF 1

TITLE: EIGHT CONDUCTOR/EIGHT POSITION LINE CORD MODULE;  
 RADIAL BACK

THIS DRAWING AND THE SUBJECT MATTER SHOWN THEREON  
 ARE CONFIDENTIAL AND THE PROPRIETARY PROPERTY OF  
 BEL STEWART CONNECTOR AND SHALL NOT BE REPRODUCED,  
 COPIED, OR USED IN ANY MANNER WITHOUT PRIOR WRITTEN  
 CONSENT OF BEL STEWART CONNECTOR. THE SUBJECT  
 MATTER MAY BE PATENTED OR A PATENT MAY BE PENDING.

DRN BY: JAF DATE: 2-2-06  
 APP'D BY: JM DATE: 2-2-06  
 DWG NO. CT300066 REV: B2



2

1

AutoCAD

REV. 7/3/03