



DIP Sockets (Continued)


Dual Leaf (DL)

Sockets accept 0.2—0.36
[.008—.014] thick IC leads

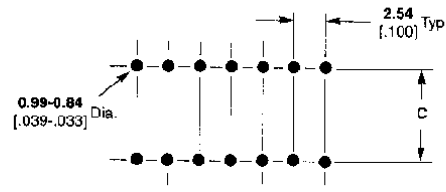
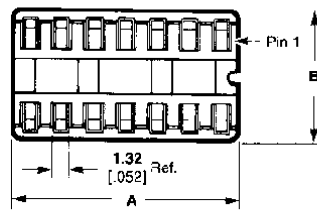
Material and Finish

Housing — Glass-filled thermoplastic,
94V-0 rated, black

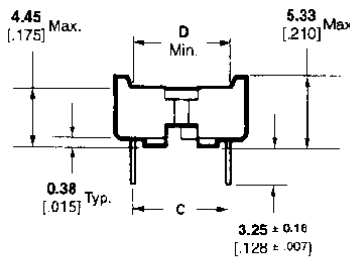
Contacts — Phosphor bronze or
beryllium copper with tin or gold plating
(see table)



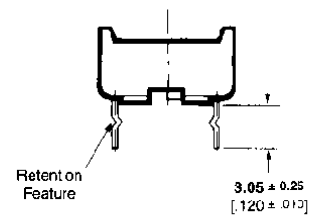
Note: All socket positions have
"True Closed Bottom" design which
allows no solder or flux wicking at
class 1 conditions of EIA 486



Recommended Mounting Dimensions



Sockets with Straight Solder Tails



Sockets with Retention Feature Solder Tails

No. of Pos.	Dimensions				Sockets with Straight Solder Tails ¹				Sockets with Retention Solder Tails ¹			
	A	B	C	D	Beryllium Copper		Phosphor Bronze		Beryllium Copper		Phosphor Bronze	
					Tinned	.000030 [0.00076] ² Gold Plate	Tinned	.000015 [0.00038] ² Gold Plate	Tinned	.000030 [0.00076] ² Gold Plate	Tinned	.000015 [0.00038] ² Gold Plate
6 ³	7.49 .295	10.01 .394	7.62 .300	8.13 .320	2-641296-1	2-641296-2	2-641296-3	2-641296-4	2-641259-1	2-641259-2	2-641259-3	—
8 ³	10.03 .395	10.01 .394	7.62 .300	8.13 .320	2-640463-1	2-640463-2	2-640463-3	2-640463-4	2-641260-1	2-641260-2	2-641260-3	2-641260-4
14	17.65 .695	10.01 .394	7.62 .300	8.13 .320	2-641599-1	2-641599-2	2-641599-3	2-641599-4	2-641609-1	2-641609-2	2-641609-3	2-641609-4
16	20.19 .795	10.01 .394	7.62 .300	8.13 .320	2-641600-1	2-641600-2	2-641600-3	2-641600-4	2-641610-1	2-641610-2	2-641610-3	2-641610-4
18	22.73 .895	10.01 .394	7.62 .300	8.13 .320	2-641601-1	2-641601-2	2-641601-3	2-641601-4	2-641611-1	2-641611-2	2-641611-3	—
20	25.27 .995	10.01 .394	7.62 .300	8.13 .320	2-641602-1	2-641602-2	2-641602-3	2-641602-4	2-641612-1	2-641612-2	2-641612-3	2-641612-4
22	30.35 1.095	10.01 .394	7.62 .300	8.13 .320	2-644105-1	—	2-644105-3	—	—	—	—	—
22	30.35 1.095	12.55 .494	10.16 .400	10.67 .420	2-641603-1	—	2-641603-3	—	—	—	2-641613-3	—
24	30.35 1.195	10.01 .394	7.62 .300	8.13 .320	2-641932-1	2-641932-2	2-641932-3	2-641932-4	2-641933-1	—	2-641933-3	2-641933-4
24	30.35 1.195	17.63 .694	15.24 .600	15.75 .620	2-641604-1	2-641604-2	2-641604-3	2-641604-4	2-641614-1	2-641614-2	2-641614-3	2-641614-4
28	35.43 1.395	10.01 .394	7.62 .300	8.13 .320	2-382571-1	—	2-382571-3	—	—	—	—	—
28	35.43 1.395	17.63 .694	15.24 .600	15.75 .620	2-641605-1	2-641605-2	2-641605-3	2-641605-4	2-641615-1	2-641615-2	2-641615-3	2-641615-4
32	See Page 73											
40	50.67 1.995	17.63 .694	15.24 .600	15.75 .620	2-641606-1	2-641606-2	2-641606-3	2-641606-4	2-641616-1	2-641616-2	2-641616-3	2-641616-4
42	53.21 2.095	17.63 .694	15.24 .600	15.75 .620	2-382374-1	2-382374-2	2-382374-3	—	—	—	—	—
48	60.83 2.395	17.63 .694	15.24 .600	15.75 .620	2-643574-1	2-643574-2	2-643574-3	2-643574-4	2-643576-1	2-643576-2	2-643576-3	2-643576-4
64	81.66 3.215	26.01 1.024	22.86 .900	23.37 .920	643575-1	643575-2	643575-3	643575-4	—	—	—	—

¹ ONLY sockets with straight solder tails are recommended for automatic insertion. All parts are packaged in plastic tubes; see page 89 for quantities. Sockets with retention feature are packaged in plastic tubes for handling and storage convenience only.

² Gold thickness in contact area; tin-lead plate on solder tails.

³ Closed frame design.