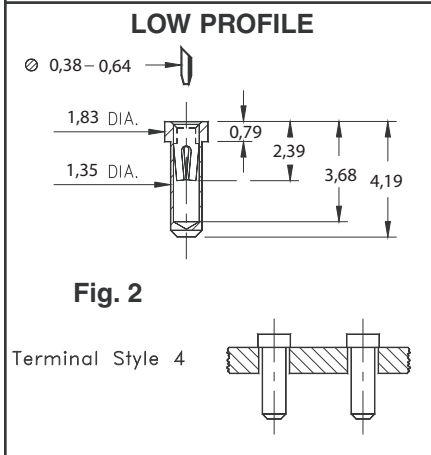



- Allows for maximum air circulation under the ICs.
- Sockets are XY stackable.
- Socket pins feature closed-end construction eliminating any solder wicking problems.
- Series 694 use MM #0132, #0135, #0255, #0442, #0548, #0552-1, #0552-2, #1401 or #8855 pins. See pages 126, 127, 134, 139 and 140 for details.
- Direct visibility for soldering, inspection and repair.

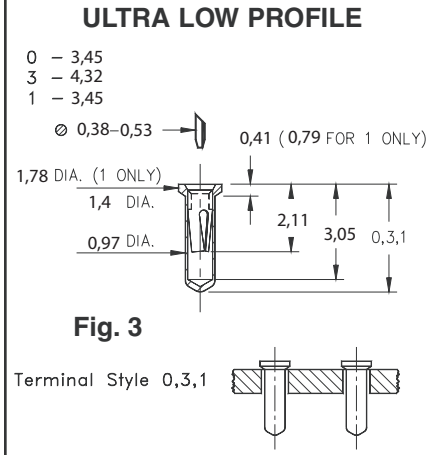


Total number of pins	Pin Spacing			Quantity per tube
	A	B	C	
6	7,6	7,62	10,1	67
8	10,1	7,62	10,1	50
14	17,7	7,62	10,1	28
16	20,3	7,62	10,1	25
18	22,8	7,62	10,1	22
20	25,3	7,62	10,1	20
22	27,8	7,62	10,1	18
24	30,4	7,62	10,1	16
24	30,4	10,16	12,7	16
24	30,5	15,24	17,7	16
28	35,5	15,24	17,7	14
32	40,6	15,24	17,7	12
40	50,8	15,24	17,7	10

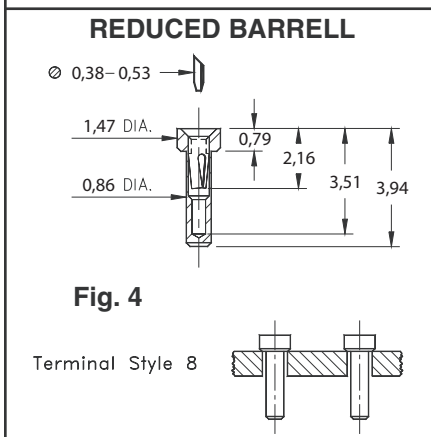
Ordering Information

XX= Plating Code See Below

RoHS 2002/95/EC



- 694-XX-306-00-67Y000
- 694-XX-308-00-67Y000
- 694-XX-314-00-67Y000
- 694-XX-316-00-67Y000
- 694-XX-318-00-67Y000
- 694-XX-320-00-67Y000
- 694-XX-322-00-67Y000
- 694-XX-324-00-67Y000
- 694-XX-424-00-67Y000
- 694-XX-624-00-67Y000
- 694-XX-628-00-67Y000
- 694-XX-632-00-67Y000
- 694-XX-640-00-67Y000



Socket Pin Information

	Terminal Length	Body Diameter	Fig. #
Y = 0	3,45	0,97	3
Y = 1	3,45	0,97	3
Y = 2	3,18	0,51	1
Y = 3	4,32	0,97	3
Y = 4	4,19	1,35	2
Y = 5	3,63	0,51	1
Y = 6	4,57	0,51	1
Y = 7	6,99	0,51	1
Y = 8	3,94	0,86	4

SPECIFY PLATING CODE XX=	93	99	43 \diamond	44 \diamond
Sleeve (Pin)	5,08 μ m Sn/Pb	5,08 μ m Sn/Pb	5,08 μ m Sn	5,08 μ m Sn
Contact (Clip)	0,76 μ m Au	5,08 μ m Sn/Pb	0,76 μ m Au	5,08 μ m Sn