


3M™ PGA Socket

Screw Machine

200 Series



- Accepts various PGA packages
- Reliable four finger contact interface
- Unique body design prevents air voids during soldering
- Optional seal tape for closed-body configuration
- Custom patterns available for quantities above 100
- RoHS* compliant

Date Modified: August 8, 2006

TS-2116-B
Sheet 1 of 2

Physical

Insulation Material: Glass Filled Polyester
Flammability: UL 94V-0
Color: Black

Contact Material:
Sleeve: Brass
Inner contact: Beryllium Copper

Plating Underplating: 100 μ " [2.54 μ m] min. Nickel
Wiping Area: 8 μ " [.02 μ m] min. Gold
Terminal Area: Gold flash (RoHS compliant)

Seal Tape (optional):
Material: Polyester
Color: White

Mating Device Leads:
Circular Lead: 0.40~0.53 mm
Length: 2.9 mm min.
Marking: None

Electrical

Current Resistance: < 25m Ω
Current Rating: 1 A
Insulation Resistance: 1,000 M Ω at 500 V_{DC}
Withstanding Voltage: 1000 V_{AC} rms for 1 minute

Environmental

Temperature Rating: -65°C to +125°C
Process Rating: 260°C MAX for 5 seconds,
(Dipping: One time)
Not for reflow soldering.


"RoHS compliant" means that the product or part does not contain any of the following substances in excess of the following maximum concentration values in any homogeneous material, unless the substance is in an application that is exempt under RoHS: (a) 0.1% (by weight) for lead, mercury, hexavalent chromium, polybrominated biphenyls or polybrominated diphenyl ethers; or (b) 0.01% (by weight) for cadmium. Unless otherwise stated by 3M in writing, this information represents 3M's knowledge and belief based upon information provided by third party suppliers to 3M.

3M™ PGA Socket

Screw Machine

200 Series

Matrix	Part Number	Dim A	Dim B
10x10	20X-XXX-0XX	1.05 [26.7]	9
11X11	21X-XXX-0XX	1.15 [29.2]	10
13X13	23X-XXX-0XX	1.35 [34.3]	12
14X14	24X-XXX-0XX	1.45 [36.8]	13
15X15	25X-XXX-0XX	1.55 [39.4]	14
17X17	27X-XXX-0XX	1.75 [44.4]	16



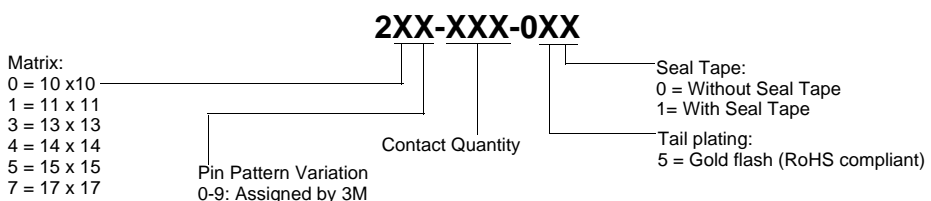
Inch [mm]

Tolerance Unless Noted			
	.0	.00	.000
inch	±.1	±.01	±.005

[] Dimensions for Reference Only

Note: Not for reflow soldering.

Ordering Information



TS-2116-03
Sheet 2 of 2

DISCONTINUED

Important Notice

All statements, technical information, and recommendations related to 3M's products are based on information believed to be reliable, but the accuracy or completeness is not guaranteed. Before using this product, you must evaluate it and determine if it is suitable for your intended application. You assume all risks and liability associated with such use. Any statements related to the product which are not contained in 3M's current publications, or any contrary statements contained on your purchase order shall have no force or effect unless expressly agreed upon, in writing, by an authorized officer of 3M.



3M Electronics

6801 River Place Blvd.
Austin, TX 78726-9000
800/225-5373
www.3M.com/electronics

Warranty; Limited Remedy; Limited Liability.

This product will be free from defects in material and manufacture for a period of one (1) year from the time of purchase. **3M MAKES NO OTHER WARRANTIES INCLUDING, BUT NOT LIMITED TO, ANY IMPLIED WARRANTY OF MERCHANTABILITY OR FITNESS FOR A PARTICULAR PURPOSE.** If this product is defective within the warranty period stated above, your exclusive remedy shall be, at 3M's option, to replace or repair the 3M product or refund the purchase price of the 3M product. **Except where prohibited by law, 3M will not be liable for any indirect, special, incidental or consequential loss or damage arising from this 3M product, regardless of the legal theory asserted.**



*Minimum 10%
Post-Consumer Fiber*

Printed in USA.

© 3M 2007