




MOLD-TO-POSITION PRODUCT
 Minimums or set-up charges may apply. Call Samtec.



(2,54mm) .100"

IC SERIES

SCREW MOUNT DIP SOCKETS

Mates with:
 APA

Highest reliability DIP sockets

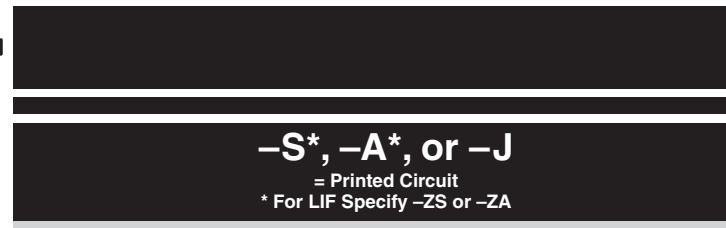
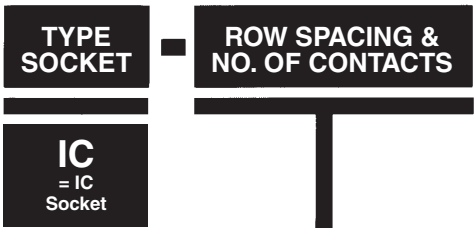
IC series DIP sockets feature U.L. rated G.F. polyester body with mounting holes and use precision machined lead sockets for high reliability in the most demanding applications.

SPECIFICATIONS

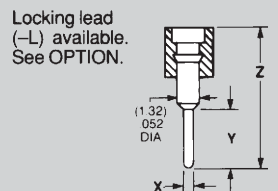
Insulator Material: Black Glass Filled Polyester
Flammability Rating: UL 94V-0
Insulation Resistance: 5000 megohm @ 500 VDC
Temperature Range: -55°C to +125°C
Withstanding Voltage: 1000 VRMS @ 60 Hz
Contact: BeCu
Shell: Brass except style K Phosphor Bronze
Plating: Au over 50µ" Ni or Sn over 100µ" Cu or 50µ" Ni
Current Rating: 1 amp continuous @ 100 VDC per contact
Contact Resistance: 10 milliohms @ 200 milliamp
Socket Retention in Body: 5 lbs against barb
Lead Size Range: .015" to .022" DIA and most IC leads
Insertion Force: Standard = 9 oz avg, 16 oz max (.017" DIA probe); Low Insertion Force = 2.5 oz avg, 5.5 oz max (.018" DIA probe)
Withdrawal Force: Standard = 2.5 oz avg, 1.5 oz min (after 12 insertions with .017" DIA probe); Low Insertion Force = 2.0 oz avg, 0.35 oz min (after 12 insertions with .018" DIA probe)



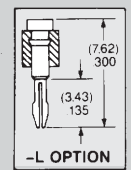
Note: Some sizes, styles and options are non-standard, non-returnable.



LEAD STYLE	X DIA	Y TAIL	Z
-S or -ZS	(0,51) .020	(3,18) .125	(7,62) .300
-A or -ZA	(0,51) .020	(4,57) .180	(8,89) .350
-J	(0,64) .025	(10,41) .410	(15,24) .600



Style S, ZS, A, ZA & J Insertion Depth = .095" to .150"
 Style S Component Part No. = SC-1P1
 Style ZS Component Part No. = EZ-1P1
 Style A Component Part No. = SC-6P1
 Style ZA Component Part No. = EZ-6P1
 Style J Component Part No. = SC-1P3
 Option L Insertion Depth = .095" to .150"
 Option L Component Part No. = SC-1L1 or EZ-1L1



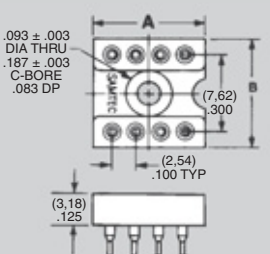
Low Insertion Force (LIF) Contacts Available.

- 306 = .300 Row / 6 Contacts
- 308 = .300 Row / 8 Contacts
- 310 = .300 Row / 10 Contacts

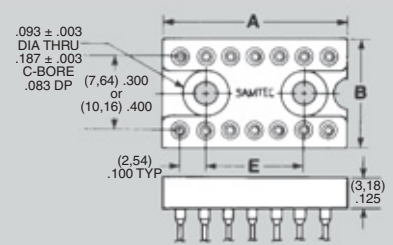
- 314 = .300 Row / 14 Contacts
- 316 = .300 Row / 16 Contacts
- 318 = .300 Row / 18 Contacts
- 320 = .300 Row / 20 Contacts
- 324 = .300 Row / 24 Contacts
- 422 = .400 Row / 22 Contacts
- 424 = .400 Row / 24 Contacts

Part No.	A Length	B Width
IC-306	(8,89) .350	(10,16) .400
IC-308	(11,43) .450	(10,16) .400
*IC-310	(13,97) .550	(10,16) .400

* Mounting hole off center on 10 position.



Part No.	A Length	B Width	E Mnt Holes
IC-314	(17,78) .700	(10,16) .400	(10,16) .400
IC-316	(20,32) .800	(10,16) .400	(12,70) .500
IC-318	(22,86) .900	(10,16) .400	(15,24) .600
IC-320	(25,40) 1.000	(10,16) .400	(17,78) .700
IC-324	(30,48) 1.200	(10,16) .400	(22,86) .900
IC-422	(27,94) 1.100	(10,16) .400	(20,32) .800
IC-424	(30,48) 1.200	(12,70) .500	(22,86) .900




Due to technical progress, all designs, specifications and components are subject to change without notice.


WWW.SAMTEC.COM



MOLD-TO-POSITION PRODUCT
 Minimums or set-up charges may apply. Call Samtec.



IC-314-WGT



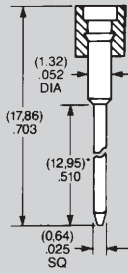
IC-618-SGT

LEAD STYLE

PLATING OPTION

OPTION
(Leave Blank for Standard Version)

-W
= Wire-Wrap
For LIF Specify -ZW

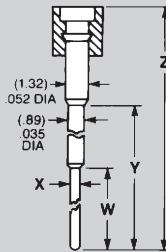


Shorter w/w tail lengths available. See OPTION.

Insertion Depth = .125" to .170"
 Style W Component Part No. = SC-1W1(1)
 Style ZW Component Part No. = EZ-1W1(1)
 Style W-2 Component Part No. = SC-1W1(2)
 Style ZW-2 Component Part No. = EZ-1W1(2)
 Style W-3 Component Part No. = SC-1W1(3)
 Style ZW-3 Component Part No. = EZ-1W1(3)

-ZE, -ZH
= Elevated
For LIF Specify -ZE or -ZH

LEAD STYLE	X DIA	W TAIL	Y	Z
-ZE	(0.51) .020	(4.32) .170	(8.86) .349	(13.77) .543
-ZH	(0.46) .018	(3.81) .150	(12.95) .510	(17.86) .703



Insertion Depth = .125" to .175"
 Style ZE Component Part No. = EZ-2P3
 Style ZH Component Part No. = EZ-2P2

GG
= 30µ" Gold Contact
10µ" Gold Shell

GT
= 30µ" Gold Contact
Tin Shell

TT
= Tin Contact and Shell
(-S, -ZS, -W, -ZW, -A, -H only)

ST
= 10µ" Gold Contact
Tin Shell
(-S & -ZS only)

-2
= (9.14) .360
Wire-Wrap Tail

Wire-Wrap Option
Requires Style -W or -ZW

-3
= (6.60) .260
Wire-Wrap Tail

Specify desired suffix for shorter Wire-Wrap tail.



-L
= Locking Socket

Requires Style -S or -ZS and .035"± .003" board hole. Requires GT plating option

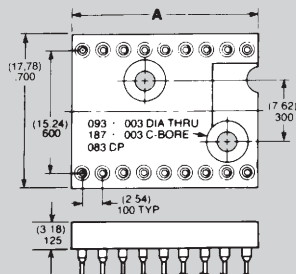
-610 = .600 Row / 10 Contacts

-614 = .600 Row / 14 Contacts

-616 = .600 Row / 16 Contacts

-618 = .600 Row / 18 Contacts

Part No.	A Length
IC-610	(12.70) .500
IC-614	(17.78) .700
IC-616	(20.32) .800
IC-618	(22.86) .900



-624 = .600 Row / 24 Contacts

-628 = .600 Row / 28 Contacts

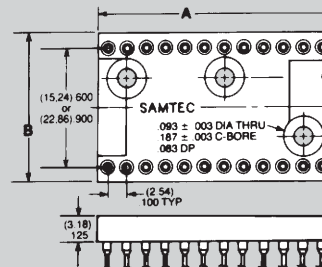
-632 = .600 Row / 32 Contacts

-640 = .600 Row / 40 Contacts

-940 = .900 Row / 40 Contacts

-950 = .900 Row / 50 Contacts

-964 = .900 Row / 64 Contacts



Part No.	A Length	B Width
IC-624	(30.48) 1.200	(17.78) .700
IC-628	(35.56) 1.400	(17.78) .700
IC-632	(40.64) 1.600	(17.78) .700
IC-640	(50.80) 2.000	(17.78) .700
*IC-940		
†IC-950	(63.50) 2.500	(26.27) 1.050
IC-964	(81.28) 3.200	

*IC-940 and IC-950 are non-standard non-returnable.

†Mounting hole off center on 50 positions

Due to technical progress, all designs, specifications and components are subject to change without notice.

WWW.SAMTEC.COM

SAMTEC USA • Tel: 1-800-SAMTEC-9 or 812-944-6733 SAMTEC SILICON VALLEY • Tel: 408-395-5900 SAMTEC SOUTHERN CALIFORNIA • Tel: 1-800-726-8329
 SAMTEC AMERICA LATINA COMERCIO EXTERIOR LTDA • Tel: (+55 31) 3786 3227 SAMTEC UNITED KINGDOM • Tel: 44 01236 739292 SAMTEC GERMANY • Tel: +49 (0) 89 / 89460-0
 SAMTEC FRANCE • Tel: 33 01 60 95 06 60 SAMTEC ITALY • Tel: 39 039 8890337 SAMTEC NORDIC/BALTIC • Tel: +46-84477280 SAMTEC BENELUX • Tel: 44 01236 739292 SAMTEC ISRAEL • Tel: 972-3-7526600
 SAMTEC INDIA • Tel: +91-80-3272 1612 SAMTEC ASIA PACIFIC • Tel: 65 6745-5955 SAMTEC JAPAN • Tel: 045-475-1385 SAMTEC CHINA • Tel: 86-21-61103766 SAMTEC TAIWAN • Tel: 886-2-2735-6109
 SAMTEC HONG KONG • Tel: 852-2600-9858 SAMTEC KOREA • Tel: 82-31-717-5685 SAMTEC ANZ • Tel: 613 9512 7747 SAMTEC SOUTH AFRICA • Tel: 27 11 452 8112