




**MOLD-TO-POSITION PRODUCT**  
 Minimums or set-up charges may apply. Call Samtec.



(2,54mm) .100"

IC SERIES

# SCREW MOUNT DIP SOCKETS

Mates with:  
 APA

**Highest reliability DIP sockets**

IC series DIP sockets feature U.L. rated G.F. polyester body with mounting holes and use precision machined lead sockets for high reliability in the most demanding applications.

**SPECIFICATIONS**

**Insulator Material:** Black Glass Filled Polyester  
**Flammability Rating:** UL 94V-0  
**Insulation Resistance:** 5000 megohm @ 500 VDC  
**Temperature Range:** -55°C to +125°C  
**Withstanding Voltage:** 1000 VRMS @ 60 Hz  
**Contact:** BeCu  
**Shell:** Brass except style K Phosphor Bronze  
**Plating:** Au over 50µ" Ni or Sn over 100µ" Cu or 50µ" Ni  
**Current Rating:** 1 amp continuous @ 100 VDC per contact  
**Contact Resistance:** 10 milliohms @ 200 milliamp  
**Socket Retention in Body:** 5 lbs against barb  
**Lead Size Range:** .015" to .022" DIA and most IC leads  
**Insertion Force:** Standard = 9 oz avg, 16 oz max (.017" DIA probe); Low Insertion Force = 2.5 oz avg, 5.5 oz max (.018" DIA probe)  
**Withdrawal Force:** Standard = 2.5 oz avg, 1.5 oz min (after 12 insertions with .017" DIA probe); Low Insertion Force = 2.0 oz avg, 0.35 oz min (after 12 insertions with .018" DIA probe)



**Note:** Some sizes, styles and options are non-standard, non-returnable.

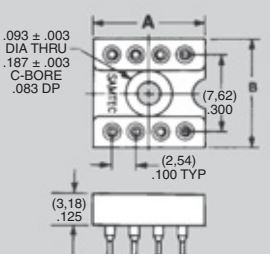
**TYPE SOCKET** - **ROW SPACING & NO. OF CONTACTS**

**IC**  
 = IC Socket

- 306 = .300 Row / 6 Contacts
- 308 = .300 Row / 8 Contacts
- 310 = .300 Row / 10 Contacts

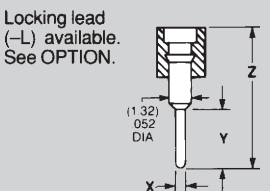
Part No.	A Length	B Width
IC-306	(8,89) .350	(10,16) .400
IC-308	(11,43) .450	(10,16) .400
*IC-310	(13,97) .550	(10,16) .400

\* Mounting hole off center on 10 position.

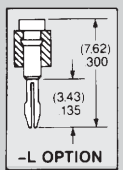


**-S\*, -A\*, or -J**  
 = Printed Circuit  
 \* For LIF Specify -ZS or -ZA

LEAD STYLE	X DIA	Y TAIL	Z
-S or -ZS	(0,51) .020	(3,18) .125	(7,62) .300
-A or -ZA	(0,51) .020	(4,57) .180	(8,89) .350
-J	(0,64) .025	(10,41) .410	(15,24) .600



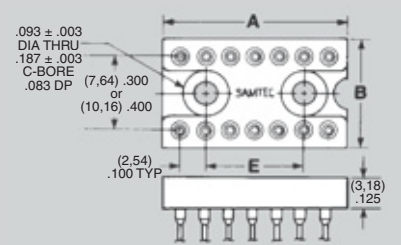
Locking lead (-L) available. See OPTION.  
 Style S, ZS, A, ZA & J Insertion Depth = .095" to .150"  
 Style S Component Part No. = SC-1P1  
 Style ZS Component Part No. = EZ-1P1  
 Style A Component Part No. = SC-6P1  
 Style ZA Component Part No. = EZ-6P1  
 Style J Component Part No. = SC-1P3  
 Option L Insertion Depth = .095" to .150"  
 Option L Component Part No. = SC-1L1 or EZ-1L1



Low Insertion Force (LIF) Contacts Available.

- 314 = .300 Row / 14 Contacts
- 316 = .300 Row / 16 Contacts
- 318 = .300 Row / 18 Contacts
- 320 = .300 Row / 20 Contacts
- 324 = .300 Row / 24 Contacts
- 422 = .400 Row / 22 Contacts
- 424 = .400 Row / 24 Contacts

Part No.	A Length	B Width	E	Mnt Holes
IC-314	(17,78) .700	(10,16) .400	(10,16) .400	
IC-316	(20,32) .800	(10,16) .400	(12,70) .500	
IC-318	(22,86) .900	(10,16) .400	(15,24) .600	
IC-320	(25,40) 1.000	(10,16) .400	(17,78) .700	
IC-324	(30,48) 1.200	(10,16) .400	(22,86) .900	
IC-422	(27,94) 1.100	(10,16) .400	(20,32) .800	
IC-424	(30,48) 1.200	(12,70) .500	(22,86) .900	




Due to technical progress, all designs, specifications and components are subject to change without notice.


**WWW.SAMTEC.COM**



**MOLD-TO-POSITION PRODUCT**  
 Minimums or set-up charges may apply. Call Samtec.



IC-314-WGT



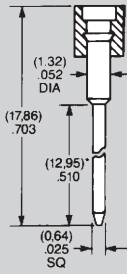
IC-618-SGT

**LEAD STYLE**

**PLATING OPTION**

**OPTION**  
(Leave Blank for Standard Version)

**-W**  
 = Wire-Wrap  
 For LIF Specify -ZW

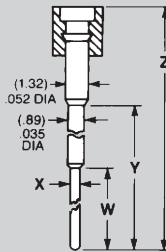


Shorter w/w tail lengths available. See OPTION.

Insertion Depth = .125" to .170"  
 Style W Component Part No. = SC-1W1(1)  
 Style ZW Component Part No. = EZ-1W1(1)  
 Style W-2 Component Part No. = SC-1W1(2)  
 Style ZW-2 Component Part No. = EZ-1W1(2)  
 Style W-3 Component Part No. = SC-1W1(3)  
 Style ZW-3 Component Part No. = EZ-1W1(3)

**-ZE, -ZH**  
 = Elevated  
 For LIF Specify -ZE or -ZH

LEAD STYLE	X DIA	W TAIL	Y	Z
-ZE	(0.51) .020	(4.32) .170	(8.86) .349	(13.77) .543
-ZH	(0.46) .018	(3.81) .150	(12.95) .510	(17.86) .703



Insertion Depth = .125" to .175"  
 Style ZE Component Part No. = EZ-2P3  
 Style ZH Component Part No. = EZ-2P2

**GG**  
 = 30µ" Gold Contact  
 10µ" Gold Shell

**GT**  
 = 30µ" Gold Contact  
 Tin Shell

**TT**  
 = Tin Contact and Shell  
 (-S, -ZS, -W, -ZW, -A, -H only)


**ST**  
 = 10µ" Gold Contact  
 Tin Shell  
 (-S & -ZS only)

**-2**  
 = (9.14) .360  
 Wire-Wrap Tail

**Wire-Wrap Option**  
 Requires Style -W or -ZW

**-3**  
 = (6.60) .260  
 Wire-Wrap Tail

Specify desired suffix for shorter Wire-Wrap tail.



**-L**  
 = Locking Socket

Requires Style -S or -ZS and .035"± .003" board hole. Requires GT plating option

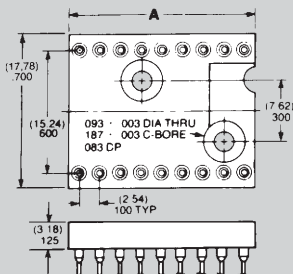
**-610** = .600 Row / 10 Contacts

**-614** = .600 Row / 14 Contacts

**-616** = .600 Row / 16 Contacts

**-618** = .600 Row / 18 Contacts

Part No.	A Length
IC-610	(12.70) .500
IC-614	(17.78) .700
IC-616	(20.32) .800
IC-618	(22.86) .900



**-624** = .600 Row / 24 Contacts

**-628** = .600 Row / 28 Contacts

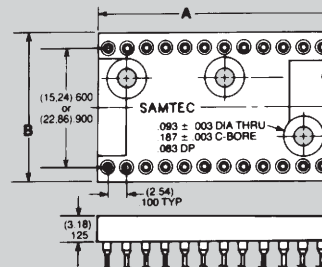
**-632** = .600 Row / 32 Contacts

**-640** = .600 Row / 40 Contacts

**-940** = .900 Row / 40 Contacts

**-950** = .900 Row / 50 Contacts

**-964** = .900 Row / 64 Contacts



Part No.	A Length	B Width
IC-624	(30.48) 1.200	(17.78) .700
IC-628	(35.56) 1.400	(17.78) .700
IC-632	(40.64) 1.600	(17.78) .700
IC-640	(50.80) 2.000	(17.78) .700
*IC-940		
†IC-950	(63.50) 2.500	(26.27) 1.050
IC-964	(81.28) 3.200	

\*IC-940 and IC-950 are non-standard non-returnable.

†Mounting hole off center on 50 positions

Due to technical progress, all designs, specifications and components are subject to change without notice.

**WWW.SAMTEC.COM**

SAMTEC USA • Tel: 1-800-SAMTEC-9 or 812-944-6733 SAMTEC SILICON VALLEY • Tel: 408-395-5900 SAMTEC SOUTHERN CALIFORNIA • Tel: 1-800-726-8329  
 SAMTEC AMERICA LATINA COMERCIO EXTERIOR LTDA • Tel: (+55 31) 3786 3227 SAMTEC UNITED KINGDOM • Tel: 44 01236 739292 SAMTEC GERMANY • Tel: +49 (0) 89 / 89460-0  
 SAMTEC FRANCE • Tel: 33 01 60 95 06 60 SAMTEC ITALY • Tel: 39 039 8890337 SAMTEC NORDIC/BALTIC • Tel: +46-84477280 SAMTEC BENELUX • Tel: 44 01236 739292 SAMTEC ISRAEL • Tel: 972-3-7526600  
 SAMTEC INDIA • Tel: +91-80-3272 1612 SAMTEC ASIA PACIFIC • Tel: 65 6745-5955 SAMTEC JAPAN • Tel: 045-475-1385 SAMTEC CHINA • Tel: 86-21-61103766 SAMTEC TAIWAN • Tel: 886-2-2735-6109  
 SAMTEC HONG KONG • Tel: 852-2600-9858 SAMTEC KOREA • Tel: 82-31-717-5685 SAMTEC ANZ • Tel: 613 9512 7747 SAMTEC SOUTH AFRICA • Tel: 27 11 452 8112