


ICF-624-S-O



PLCC-068-F-A

(2,54mm) .100"

ICF, PLCC SERIES

SMT DIP & CHIP CARRIER SOCKETS

SPECIFICATIONS

For complete specifications and recommended PCB layouts see www.samtec.com?ICF

Insulator Material: Black LCP



Contact Material: BeCu

Plating: Au or Sn over 50µ" (1,27µm) Ni

Current Rating: 1A

Operating Temp Range: -55°C to +125°C

Contact Resistance: 10 mΩ Max

Insertion Depth: (2,54mm) .100" to (3,81mm) .150"

Insertion Force/Contact: 5oz (1,39N) average

Withdrawal Force/Contact: 4oz (1,11N) average

RoHS Compliant: Yes

Processing:

Lead-Free Solderable: Yes

SMT Lead Coplanarity: .006" (0,15mm) max

ICF

ROW SPACING & NO. OF CONTACTS

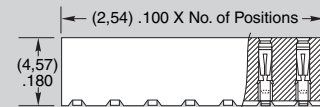
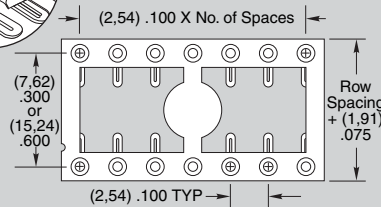
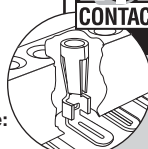
PLATING OPTION

TAIL OPTION

OTHER OPTION



Specify from chart below



"-XXX"	Row Space	No. of Contacts
-308	.300 (7,62)	08
-314		14
-316		16
-318		18
-320		20
-322		22
-324	.600 (15,24)	24
-328		28
-624		24
-628		28
-632		32
-640		40
-648	48	

-S
=30µ" (0,76µm) Gold on contact, Matte Tin on tail

-T
= Matte Tin

-I
=Tails In

-O
=Tails Out

-TR
=Tape & Reel Packaging

Note: Some sizes, styles and options are non-standard, non-returnable.

SPECIFICATIONS

For complete specifications and recommended PCB layouts see www.samtec.com?PLCC

Insulator Material: Black Liquid Crystal Polymer



Contact Material: BeCu

Plating: Sn or Au over 50µ" (1,27µm) Ni

Current Rating: 1A

Operating Temp Range: -55°C to +105°C

Contact Resistance: 10mΩ max

RoHS Compliant: Yes

Processing:

Lead-Free Solderable: Yes

Lead Coplanarity: Less than 52 leads= .006" (0,15mm) max; 52 leads and more= .008" (0,20 mm) max

Note: Some sizes, styles and options are non-standard, non-returnable.

PLCC

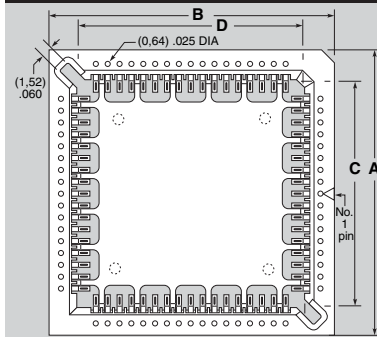
NO. OF CONTACTS

PLATING OPTION

ALIGNMENT PIN OPTION

PACKAGE OPTION

-020, -028, -032, -044, -052, -068, -084



*32 position has .040" (1,00mm) DIA x .030" (0,76mm) high standoffs in corners.

NO. OF PINS	A	B	C	D
-020	.600 (15,24)	.600 (15,24)	.370 (9,40)	.370 (9,40)
-028	.700 (17,78)	.700 (17,78)	.470 (11,94)	.470 (11,94)
-032	.800 (20,32)	.800 (20,32)	.570 (14,48)	.570 (14,48)
-044	.900 (22,86)	.900 (22,86)	.670 (17,02)	.670 (17,02)
-052	1.000 (25,40)	1.000 (25,40)	.770 (19,56)	.770 (19,56)
-068	1.200 (30,48)	1.200 (30,48)	.970 (24,64)	.970 (24,64)
-084	1.400 (35,56)	1.400 (35,56)	1.170 (29,72)	1.170 (29,72)

-F
=Gold flash on contact, Matte Tin on tail

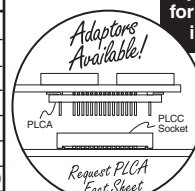
-T
Matte Tin

-N
=No Alignment Pins

-A
=Alignment Pins

-TR
=Tape and Reel

Leave package option blank for packaging in a tube.



Due to technical progress, all designs, specifications and components are subject to change without notice.

WWW.SAMTEC.COM

SAMTEC USA • Tel: 1-800-SAMTEC-9 or 812-944-6733 SAMTEC SILICON VALLEY • Tel: 408-395-5900 SAMTEC SOUTHERN CALIFORNIA • Tel: 1-800-726-8329
 SAMTEC AMERICA LATINA COMERCIO EXTERIOR LTDA • Tel: (+55 31) 3786 3227 SAMTEC UNITED KINGDOM • Tel: 44 01236 739292 SAMTEC GERMANY • Tel: +49 (0) 89 / 89460-0
 SAMTEC FRANCE • Tel: 33 01 60 95 06 60 SAMTEC ITALY • Tel: 39 039 8890337 SAMTEC NORDIC/BALTIC • Tel: +46-84477280 SAMTEC BENELUX • Tel: 44 01236 739292 SAMTEC ISRAEL • Tel: 972-3-7526600
 SAMTEC INDIA • Tel: +91-90-3272 1612 SAMTEC ASIA PACIFIC • Tel: 65 6745-5955 SAMTEC JAPAN • Tel: 045-475-1385 SAMTEC CHINA • Tel: 86-21-61103766 SAMTEC TAIWAN • Tel: 886-2-2735-6109
 Downloaded from Elcodis.com electro SAMTEC HONG KONG • Tel: 852-2600-9858 SAMTEC KOREA • Tel: 82-31-717-5685 SAMTEC ANZ • Tel: 613 9512 7747 SAMTEC SOUTH AFRICA • Tel: 27 11 452 8112