




MOLD-TO-POSITION PRODUCT
 Minimums or set-up charges may apply. Call Samtec.



SCREW MOUNT DIP SOCKETS IC SERIES

Mates with:
 AP, APS, APO,
 APA, APH

Highest reliability DIP sockets


IC series DIP sockets feature U.L. rated G.F. polyester body with mounting holes and use precision machined lead sockets for high reliability in the most demanding applications.

SPECIFICATIONS

Insulator Material: Black Glass Filled Polyester
Flammability Rating: UL 94V-0
Insulation Resistance: 5000 megohm @ 500 VDC
Temperature Range: -55°C to +125°C
Withstanding Voltage: 1000 VRMS@60 Hz
Contact: BeCu
Shell: Brass except style K
 Phosphor Bronze
Plating: Au over 50µ" Ni or Sn over 100µ" Cu or 50µ" Ni
Current Rating: 1 amp continuous @ 100 VDC per contact
Contact Resistance: 10 milliohms @ 200 milliamp
Socket Retention in Body: 5 lbs against barb
Lead Size Range: .015" to .022" DIA and most IC leads
Insertion Force: Standard = 9 oz avg, 16 oz max (.017" DIA probe); Low Insertion Force = 2.5 oz avg, 5.5 oz max (.018" DIA probe)
Withdrawal Force: Standard = 2.5 oz avg, 1.5 oz min (after 12 insertions with .017" DIA probe); Low Insertion Force = 2.0 oz avg, 0.35 oz min (after 12 insertions with .018" DIA probe)



Note:
 Some sizes, styles and options are non-standard, non-returnable.



-S*, -A*, or -J
 = Printed Circuit
 * For LIF Specify -ZS or -ZA

LEAD STYLE	X DIA	Y TAIL	Z
-S or -ZS	(0,51) .020	(3,18) .125	(7,62) .300
-A or -ZA	(0,51) .020	(4,57) .180	(8,89) .350
-J	(0,64) .025	(10,41) .410	(15,24) .600

Locking lead (-L) available. See OPTION.

Style S, ZS, A, ZA & J Insertion Depth = .095" to .150"
 Style S Component Part No. = SC-1P1
 Style ZS Component Part No. = EZ-1P1
 Style A Component Part No. = SC-6P1
 Style ZA Component Part No. = EZ-6P1
 Style J Component Part No. = SC-1P3
 Option L Insertion Depth = .095" to .150"
 Option L Component Part No. = SC-1L1 or EZ-1L1

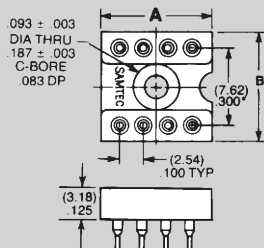
Low Insertion Force (LIF) Contacts Available.

- 306 = .300 Row / 6 Contacts
- 308 = .300 Row / 8 Contacts
- 310 = .300 Row / 10 Contacts

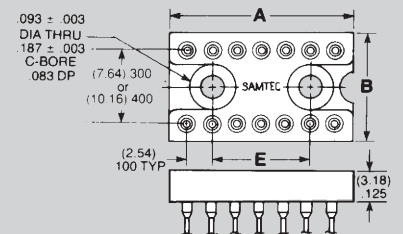
- 314 = .300 Row / 14 Contacts
- 316 = .300 Row / 16 Contacts
- 318 = .300 Row / 18 Contacts
- 320 = .300 Row / 20 Contacts
- 324 = .300 Row / 24 Contacts
- 422 = .400 Row / 22 Contacts
- 424 = .400 Row / 24 Contacts

Part No.	A Length	B Width
IC-306	(8,89) .350	(10,16) .400
IC-308	(11,43) .450	(10,16) .400
*IC-310	(13,97) .550	(10,16) .400

* Mounting hole off center on 10 position.



Part No.	A Length	B Width	E Mnt Holes
IC-314	(17,78) .700	(10,16) .400	(10,16) .400
IC-316	(20,32) .800	(10,16) .400	(12,70) .500
IC-318	(22,86) .900	(10,16) .400	(15,24) .600
IC-320	(25,40) 1.000	(10,16) .400	(17,78) .700
IC-324	(30,48) 1.200	(10,16) .400	(22,86) .900
IC-422	(27,94) 1.100	(10,16) .400	(20,32) .800
IC-424	(30,48) 1.200	(12,70) .500	(22,86) .900




Due to technical progress, all designs, specifications and components are subject to change without notice.

WWW.SAMTEC.COM


SAMTEC USA • Tel: 1-800-SAMTEC-9 or 812-944-6733 • Fax: 812-948-5047
 SAMTEC GERMANY • Tel: +49 (0) 89 / 89460-0 • Fax: +49 (0) 89 / 89460-299
 SAMTEC ASIA PACIFIC • Tel: 65 6745-5955 • Fax: 65 6841-1502
 SAMTEC HONG KONG • Tel: 852-2600-4850 • Fax: 852-2600-4841
 SAMTEC SILICON VALLEY • Tel: 408-395-5900 • Fax: 408-395-1520
 SAMTEC FRANCE • Tel: 01 60 95 06 60 • Fax: 01 60 95 06 61
 SAMTEC ISRAEL • Tel: 972-3-7526600 • Fax: 972-3-7526690
 SAMTEC CHINA • Tel: 86-21-61103766 • Fax: 86-21-5423 4575
 SAMTEC SOUTH AFRICA • Tel: 27 11 452 8112 • Fax: 27 86 6714432
 SAMTEC UK • Tel: 01236 739292 • Fax: 01236 727113
 SAMTEC ITALY • Tel: 39 039 6890337 • Fax: 39 039 6890315
 SAMTEC INDIA • Tel: +91-80-3272 1612 • Fax: +91-80-4152 8187
 SAMTEC TAIWAN • Tel: 886-2-2735-6109 • Fax: 886-2-2735-5036
 SAMTEC ANZ • Tel: 613 9512 7747 • Fax: 613 9512 7745



MOLD-TO-POSITION PRODUCT
 Minimums or set-up charges may apply. Call Samtec.

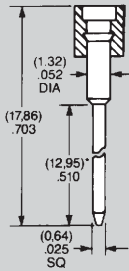


IC-314-WGT



IC-618-SGT

-W
 = Wire-Wrap
 For LIF Specify -ZW



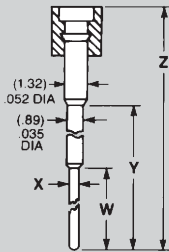
Shorter w/w tail lengths available. See OPTION.

Insertion Depth = .125" to .170"
 Style W Component Part No. = SC-1W1(1)
 Style ZW Component Part No. = EZ-1W1(1)
 Style W-2 Component Part No. = SC-1W1(2)
 Style ZW-2 Component Part No. = EZ-1W1(2)
 Style W-3 Component Part No. = SC-1W1(3)
 Style ZW-3 Component Part No. = EZ-1W1(3)

-E
 = Elevated
 For LIF Specify -ZE or -ZH

LEAD STYLE	X DIA	W TAIL	Y	Z
-E or -ZE	(0.51) .020	(4.32) .170	(8.86) .349	(13.77) .543
-ZH	(0.46) .018	(3.81) .150	(12.95) .510	(17.86) .703

Insertion Depth = .125" to .175"
 Style E Component Part No. = SC-2P3
 Style ZE Component Part No. = EZ-2P3
 Style ZH Component Part No. = EZ-2P2



PLATING OPTION

GG
 = 30µ" Gold Contact
 10µ" Gold Shell

GT
 = 30µ" Gold Contact
 Tin Shell

TT
 = Tin Contact and Shell
 (-S, -ZS, -W, -ZW, -A, -H only)

ST
 = 10µ" Gold Contact
 Tin Shell
 (-S & -ZS only)

OPTION
 (Leave Blank for Standard Version)

-2
 = (9.14) .360 Wire-Wrap Tail
Wire-Wrap Option
 Requires Style -W or -ZW

-3
 = (6.60) .260 Wire-Wrap Tail
 Specify desired suffix for shorter Wire-Wrap tail.

-L
 = Locking Socket
 Requires Style -S or -ZS and .035" ± .003" board hole.
 Requires GT plating option

-610 = .600 Row / 10 Contacts

-614 = .600 Row / 14 Contacts

-616 = .600 Row / 16 Contacts

-618 = .600 Row / 18 Contacts

-624 = .600 Row / 24 Contacts

-628 = .600 Row / 28 Contacts

-632 = .600 Row / 32 Contacts

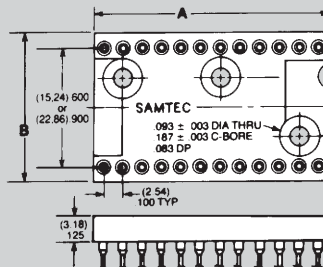
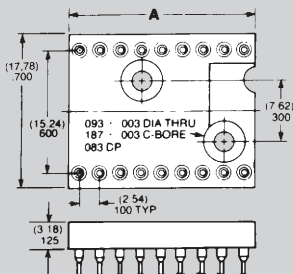
-640 = .600 Row / 40 Contacts

-940 = .900 Row / 40 Contacts

-950 = .900 Row / 50 Contacts

-964 = .900 Row / 64 Contacts

Part No.	A Length
IC-610	(12.70) .500
IC-614	(17.78) .700
IC-616	(20.32) .800
IC-618	(22.86) .900



Part No.	A Length	B Width
IC-624	(30.48) 1.200	(17.78) .700
IC-628	(35.56) 1.400	(17.78) .700
IC-632	(40.64) 1.600	(17.78) .700
IC-640	(50.80) 2.000	(17.78) .700
*IC-940		
†IC-950	(63.50) 2.500	(26.27) 1.050
IC-964	(81.28) 3.200	

*IC-940 and IC-950 are non-standard non-returnable.

†Mounting hole off center on 50 positions

Due to technical progress, all designs, specifications and components are subject to change without notice.

WWW.SAMTEC.COM

SAMTEC USA • Tel: 1-800-SAMTEC-9 or 812-944-6733 • Fax: 812-948-5047
 SAMTEC GERMANY • Tel: +49 (0) 89 / 89460-0 • Fax: +49 (0) 89 / 89460-299
 SAMTEC ASIA PACIFIC • Tel: 65 6745-5955 • Fax: 65 6841-1502
 SAMTEC HONG KONG • Tel: 852-2800-4850 • Fax: 852-2800-4842
 SAMTEC JAPAN • Tel: 045-475-1385 • Fax: 045-475-1340
 SAMTEC KOREA • Tel: 82-31-717-5685 • Fax: 82-31-717-5681
 SAMTEC SILICON VALLEY • Tel: 408-395-5900 • Fax: 408-395-1520
 SAMTEC FRANCE • Tel: 01 60 95 06 60 • Fax: 01 60 95 06 61
 SAMTEC CHINA • Tel: 86-21-61103766 • Fax: 86-21-5423 4575
 SAMTEC SOUTH AFRICA • Tel: 27 11 452 8112 • Fax: 27 86 6714432
 SAMTEC UK • Tel: 01236 739292 • Fax: 01236 727113
 SAMTEC ITALY • Tel: 39 039 6890337 • Fax: 39 039 6890315
 SAMTEC NORDIC/BALTIC • Tel: +46-84477280 • Fax: +46-87420413
 SAMTEC ISRAEL • Tel: 972-3-7526600 • Fax: 972-3-7526690
 SAMTEC INDIA • Tel: +91-80-3272 1612 • Fax: +91-80-4152 8187
 SAMTEC TAIWAN • Tel: 886-2-2735-6109 • Fax: 886-2-2735-5036
 SAMTEC ANZ • Tel: 613 9512 7747 • Fax: 613 9512 7745