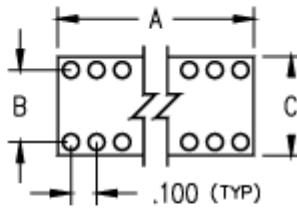
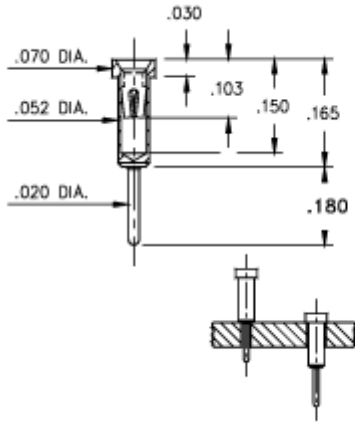




Product Number: 694-43-632-00-676000



Description:

DIP Carrier
Disposable Metal Carrier with Solder Tail Receptacles
Closed Frame
Through Hole
Accepts .015-.025" Leads

Plating Code:

43

Shell Plating:

200 μ" Tin (matte finish) over 100 μ" Nickel

Inner Contact Plating:

30 μ" Gold over 50 μ" Nickel

Packaging:

Packaged in Tubes

Table with 7 columns: # Of Pins, A, B, C, Qty. per Tube, Mill-Max Part Number, RoHS Compliant

32

1.6

0.6

0.7

12

694-43-632-00-676000



CONTACT:

Contact Used: #30, Standard 4 Finger Contact

Current Rating = 3 Amps

BERYLLIUM COPPER ALLOY 172 (UNS C17200) per ASTM B 194

Properties of BERYLLIUM COPPER:

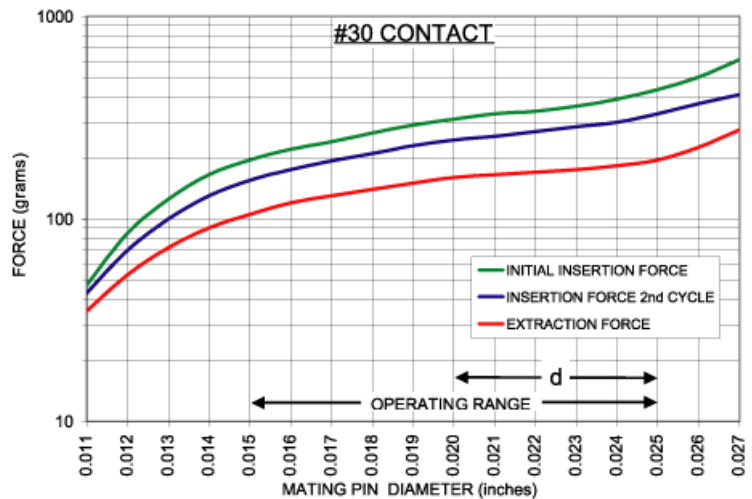
- Chemical composition: Cu 98.1%, Be 1.9%
Temper as stamped: TD01

Properties after heat treatment (TH01):

- Hardness: 36-43 Rockwell C
Mechanical Life: 100 Cycles Min.
Density: .298 lbs/in3
Electrical Conductivity: 22% IACS*
Resistance: 10 miliohms Max
Operating Temperature: -55°C/+125°C
Melting point: 980°C/865°C (liquidus/solidus)
Stress Relaxation†: 96% of stress remains after 1,000 hours @ 100 °C ; 70% of stress remains after 1,000 hours @ 200 °C

*International Annealed Copper Standard, i.e. as a % of pure copper.

†Since BeCu loses its spring properties over time at high temperatures; it is rated for continuous use up to 150°C. For applications up to 300°C, Mill-Max offers many contacts in Beryllium Nickel. Contact Tech Support for more info.



LOOSE PIN:

Loose Pin Used: 0135

BRASS ALLOY (UNS C36000) per ASTM B 16

Properties of BRASS ALLOY:

- Chemical composition: Cu 61.5%, Zn 35.4%, Pb 3.1%†
- Hardness as machined: 80-90 Rockwell B
- Density: .307 lbs/in³
- Electrical conductivity: 26% IACS*
- Melting point: 900°C/885°C (liquidus/solidus)

†(3 to 4% lead is used to permit "free machining" and is permitted by EC Directive 2002/95Annex 6; so all pin materials are RoHS compliant)

*International Annealed Copper Standard, i.e. as a % of pure copper.

INSULATOR INFORMATION: