


PLCA-044-S-S-N



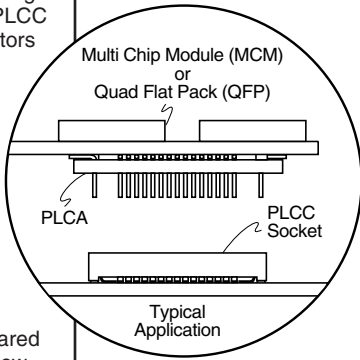
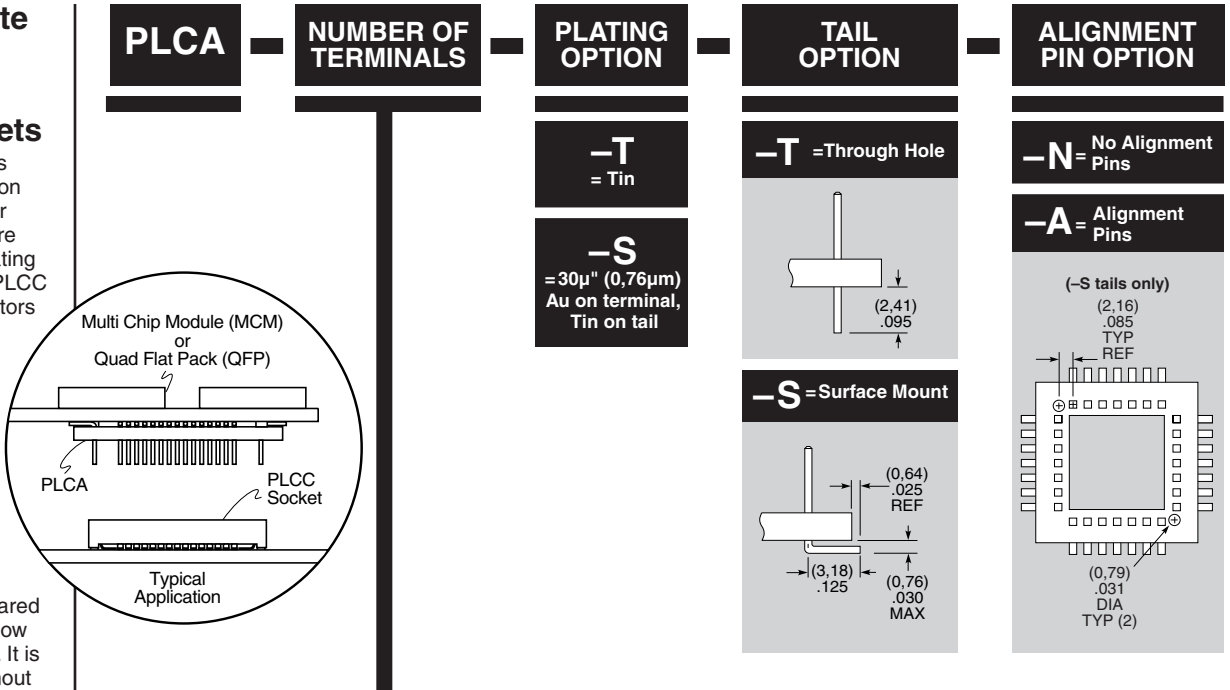
PLCA-044-S-T-N

PLCC ADAPTORS PLCA SERIES

Adaptors Mate with Plastic Leaded Chip Carrier Sockets

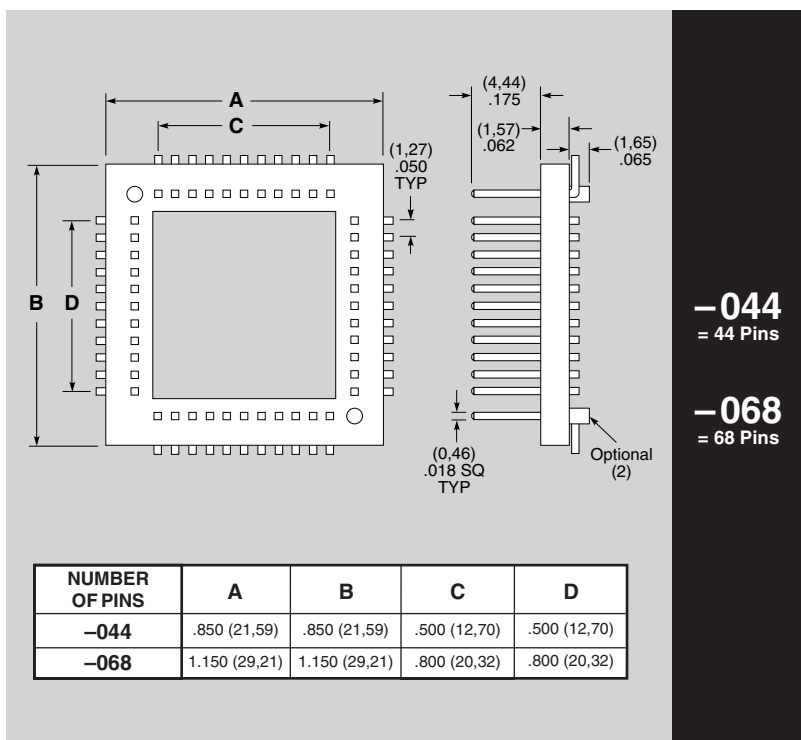
Samtec PLCA Series adaptors use precision drawn, spring temper Phosphor Bronze wire for high reliability mating with most common PLCC sockets. These adaptors are available with a choice of surface mount or through hole tails and either full tin plating or selective plating with gold on the contact area of the terminal.

The insulator is FR-4 epoxy board, suitable for most infrared and vapor phase reflow soldering processes. It is available with or without alignment pins.



Specifications PLCA

- Insulator Material:** Natural FR-4 Epoxy Board
- Flammability Rating:** UL94-V0
- Insulation Resistance:** 5000MΩ min
- Dielectric Withstanding Voltage:** 600 VAC
- Max Processing Temp:** 230°C for 30 to 60 seconds
- Operating Temp Range:** -55°C to +105°C with Tin; -55°C to +125°C with Gold
- Contact Material:** Phosphor Bronze
- Plating:** Sn (200µ" (5,08µm) nom, 150µ" (3,81µm) min) or Au over 50µ" (1,27µm) Ni
- Current Rating:** 1A
- SMT Lead Coplanarity:** .006" (0,15mm) max
- Lead-Free Solderable:** Contact Samtec
- RoHS Compliant:** Yes

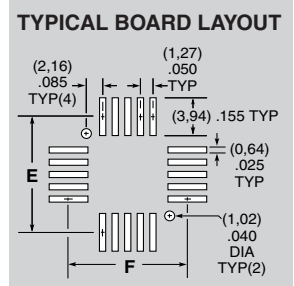


NUMBER OF PINS	A	B	C	D
-044	.850 (21,59)	.850 (21,59)	.500 (12,70)	.500 (12,70)
-068	1.150 (29,21)	1.150 (29,21)	.800 (20,32)	.800 (20,32)

-044
= 44 Pins

-068
= 68 Pins

APPLICATIONS



NUMBER OF PINS	E	F
-020	(12,07) .475	(12,07) .475
-028	(14,61) .575	(14,61) .575
-032	(17,15) .675	(14,61) .575
-044	(19,69) .775	(19,69) .775
-052	(22,23) .875	(22,23) .875
-068	(27,31) 1.075	(27,31) 1.075
-084	(32,39) 1.275	(32,39) 1.275

Note: Some sizes, styles and options are non-standard, non-returnable.

Due to technical progress, all designs, specifications and components are subject to change without notice.

WWW.SAMTEC.COM