



Copyright FCI.

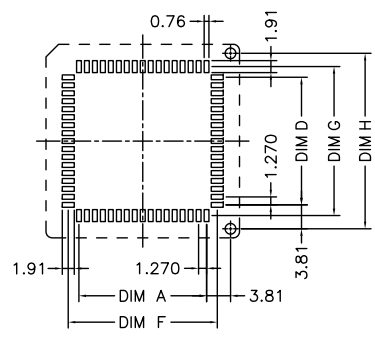
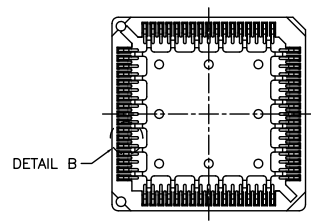
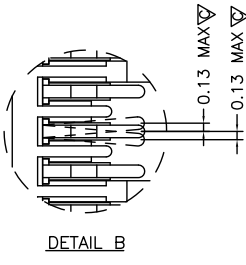
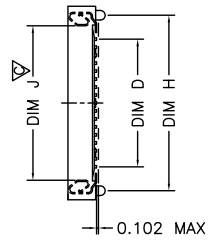
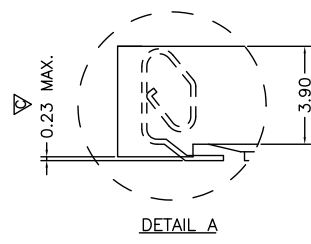
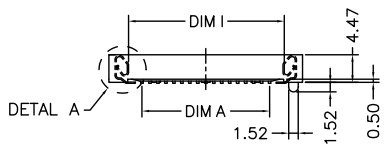
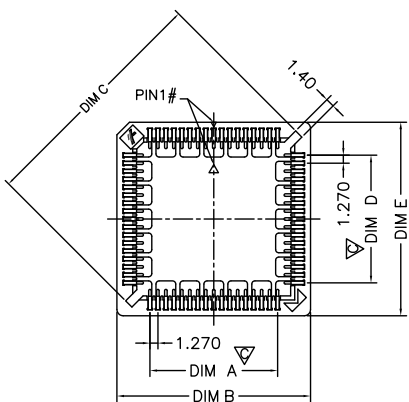


FIG. 1

NOTE: DIMENSIONAL MARK ∇ TO BE CHECKED BY OQC.

REV F - 886-01-07

www.fciconnect.com				surface <input checked="" type="checkbox"/>	tolerance std	projection	MM
				TOLERANCES UNLESS OTHERWISE SPECIFIED			
rev	ecn no	dr	date	ANGULAR	LINEAR	size	Scale
Y	T10136	JH	3/18/01	0.X	± 0.25	A4	N/A
AA	T03-0452	JH	10/15/03	0.XX	± 0.15	ECN	T11-0002
AB	T05-0017	JH	1/24/05	0.XXX	± 0.10	Spec ref	
AC	T05-0114	JH	5/9/05				
AD	T05-0212	JH	9/21/05				
AE	T06-0070	JH	5/8/06				
AF	T11-0002	JH	1/11/11				
				title		69802	Rev. AF
				catalog no		CUSTOMER	sheet 1 of 5

1 | 2 | 3 | 4

TABLE I

NO. OF CONTACTS	DIM. A ±0.20	DIM. B ±0.20	DIM. C ±0.20	DIM. D ±0.20	DIM. E MAX.	DIM. F ±0.10	DIM. G ±0.10	DIM. H ±0.20	DIM. I ±0.20	DIM. J ±0.20
20	5.08	15.24	16.70	5.08	15.24	8.48	8.48	12.70	9.40	
28	7.62	17.78	20.30	7.62	17.78	11.02	11.02	15.24	11.94	
32	7.62	17.78	22.50	10.16	20.32	11.02	13.56	17.78	11.94	14.48
44	12.70	22.86	27.50	12.70	22.86	16.10	16.10	20.32	17.02	
52	15.24	25.40	31.10	15.24	25.40	18.64	18.64	22.86	19.56	
68	20.32	30.82	38.30	20.32	30.82	23.72	23.72	27.94	24.64	
84	25.40	35.90	45.50	25.40	35.90	28.80	28.80	33.02	29.72	

TABLE II

PART NO.	WITH POLARIZING PEGS	PACKAGING BY PVC TUBE	PACKAGING BY TAPE & REEL	MCK PART NO.
69802-0XX	✓	✓		PLCC-XXP-T-SMT-P
69802-1XX		✓		PLCC-XXP-T-SMT
69802-4XX			✓	PLCC-XXP-T-SMT-TR
69802-0XXPT	✓	✓		PLCC-XXP-T-SMT-P-PT
69802-1XXPT		✓		PLCC-XXP-T-SMT-PT
69802-4XXPT			✓	PLCC-XXP-T-SMT-TR-PT
69802-0XXLF	✓	✓		PLCC-XXP-T-SMT-P-LF
69802-1XXLF		✓		PLCC-XXP-T-SMT-LF
69802-4XXLF			✓	PLCC-XXP-T-SMT-TR-LF

NOTE:

ORDERING DATA: 69802 - X XX XX

LF: LEAD FREE
PT: PURE TIN PLATED.
BLANK: TIN/LEAD PLATED.
NO OF CONTACTS
SEE TABLE II



Copyright FCI.

www.fciconnect.com			surface - ✓	tolerance std	projection	MM
			TOLERANCES UNLESS OTHERWISE SPECIFIED			
Dr	Jason Hsu	1/11/11	ANGULAR	0.X ± 0.25	size A4	Scale N/A
Eng	Jason Hsu	1/11/11	LINEAR	0.XX ± 0.15		
Chr	Gary Hsieh	1/11/11	0° ± 5°	0.XXX ± 0.10	ECN	T11-0002
Appr	Joseph Hsia	1/11/11	Product family		Spec ref	
	title	PLCC SMT Socket		part no	69802	Rev. AF
	catalog no				CUSTOMER	sheet 2 of 5

REV F - 886-01-07

1 | 2 | 3 | 4

NOTES:

1. MATERIAL:
 - 1-1 HOUSING : PPS GB8411,UL94V-0 COLOR IN BROWN.
 - PLATING : 150u" TIN/LEAD OR PURE TIN MIN. OVER 40u" NICKEL MIN.
 - CONTACT : PHOSPHOR BRONZE C5212RH.
2. THE "FCI" LOGO IS LOCATED AS SHOWN.
3. RECOMMEND PCB LAYOUT IS SHOWN IN FIG.1.
4. COPLANARITY REQUIREMENT;
 - A. CONTACT MUST BE BELOW HOUSING BOTTOM SURFACE WITHIN 0.23MM.
 - B. CONTACT SEATING LINE MUST BE WITHIN 0.102MM.
5. THE POSITION OF PIN#1 IN THE CENTER PAD IS AS SHOWN.
20P, 28P NOT MOLDED ON THE EMBOSSED ARROW.
6. THE PACKAGING INFORMATION SHOWS ON SHEET 4 &5.
7. PRODUCT SPECIFICATION; GES-12-158.
8. MANUFACTURING PROCESS COMPATIBILITY: THE HOUSING WILL WITHSTAND EXPOSURE TO 245°C PEAK TEMPERATURE FOR 5 SECOND IN A IR REFLOW APPLICATION.



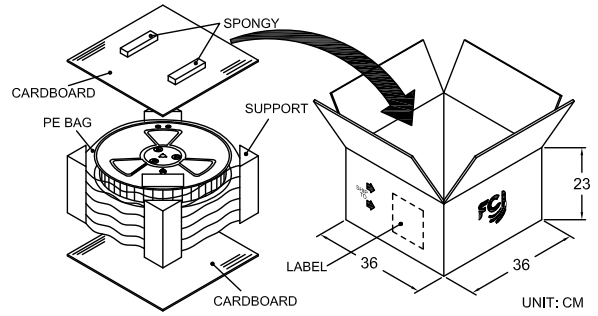
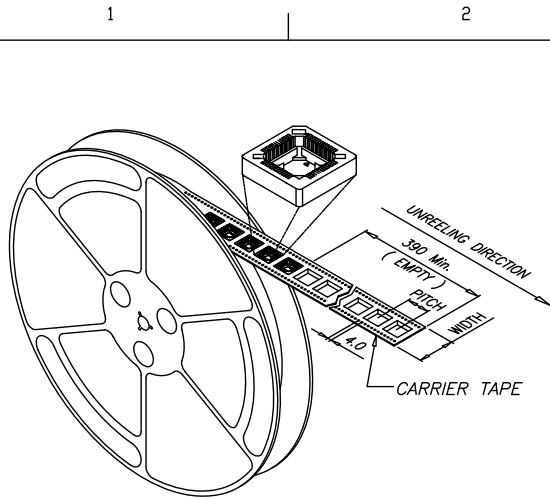
Copyright FCI.

www.fciconnect.com			surface	<input checked="" type="checkbox"/>	tolerance std	projection	MM
			TOLERANCES UNLESS OTHERWISE SPECIFIED				
Dr	Jason Hsu	1/11/11	ANGULAR	LINEAR	0.X	± 0.25	size A4
Eng	Jason Hsu	1/11/11			0.XX	± 0.15	Scale N/A
Chr	Gary Hsieh	1/11/11	0° ±5'		0.XXX	± 0.10	ECN T11-0002
Appr	Joseph Hsia	1/11/11	Product family		Spec ref		
			title		69802		Rev. AF
			catalog no		CUSTOMER		sheet 3 of 5

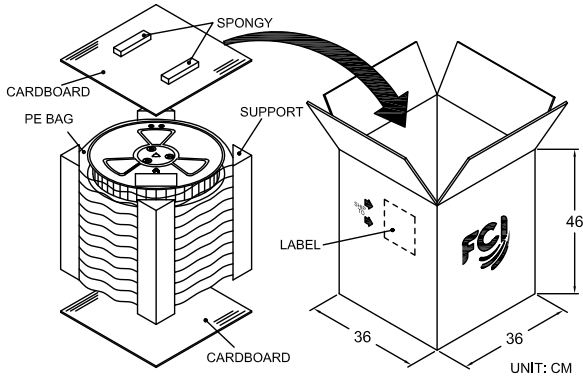
REV F - 886-01-07



Copyright FCI.



PACKING FOR 20P, 28P, 52P, 68P & 84P



PACKING FOR 32P & 44P

TABLE III

NO. OF PIN.	WIDTH	PITCH	PCS/REEL	REEL/CARTON	TOTAL (PCS)
20P	24.0	24.00	470	6	2820
28P	32.0	24.00	390	5	1950
32P	32.0	24.00	390	10	3900
44P	44.0	32.00	250	8	2000
52P	44.0	32.00	250	4	1000
68P	44.0	36.00	220	4	880
84P	56.0	40.00	200	3	600

* REEL DIAMETER: \varnothing 13 in"

www.fciconnect.com			surface <input checked="" type="checkbox"/>	tolerance std	projection	MM
			TOLERANCES UNLESS OTHERWISE SPECIFIED			
Dr	Jason Hsu	1/11/11	ANGULAR	0.X ± 0.25	size A4	Scale N/A
Eng	Jason Hsu	1/11/11	LINEAR	0.XX ± 0.15		
Chr	Gary Hsieh	1/11/11	$0^\circ \pm 5'$	0.XXX ± 0.10	ECN	T11-0002
Appr	Joseph Hsia	1/11/11	Product family		Spec ref	
	title PLCC SMT Socket		part no 69802		Rev. AF	
	catalog no		CUSTOMER		sheet 4 of 5	

REV F - 886-01-07

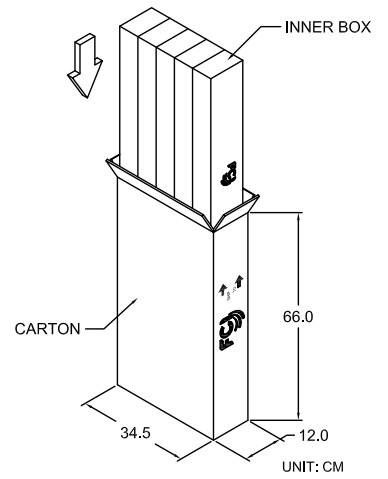
PDM: Rev:AF

STATUS: Released

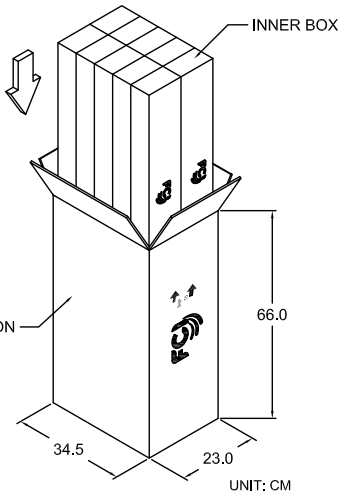
Printed: Jan 29, 2011

TABLE IV

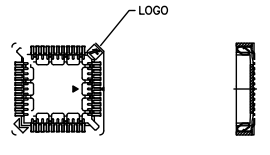
A / P PART NO.	69802-X20X	69802-X28X	69802-X32X	69802-X44X	69802-X52X	69802-X68X	69802-X84X
DESCRIPTION	20P	28P	32P	44P	52P	68P	84P
PCS / TUBE	37	32	28	25	23	18	16
PCS / INNER BOX	1110	832	728	500	460	270	224
INNER BOX / CARTON (WITH SOCKET)	3	4	10	10	4	5	5
INNER BOX / CARTON (W / O SOCKET)	2	1	0	0	1	0	0
TOTAL (PCS)	3330	3328	7280	5000	1840	1350	1120
N.W.	3.2 KG	4.2 KG	10.0 KG	8.5 KG	3.2 KG	3.75 KG	3.5 KG
G.W.	6.5 KG	8.0 KG	18.0 KG	17.0 KG	7.0 KG	8.3 KG	8.0 KG



PACKING FOR 20P,28P,52P,68P & 84P



PACKING FOR 32P & 44P



PACKAGING DIRECTION FOR PVC TUBE

www.fcconnect.com			surface	-	tolerance	std	projection	MM
			TOLERANCES UNLESS OTHERWISE SPECIFIED					
Dr	Jason Hsu	1/11/11	ANGULAR	LINEAR	0.X	± 0.25	size	A4
Eng	Jason Hsu	1/11/11			0.XX	± 0.15		Scale
Chr	Gary Hsieh	1/11/11	0° ± 5°		0.XXX	± 0.10	ECN	T11-0002
Appr	Joseph Hsia	1/11/11	Product family				Spec ref	
FCJ			title		69802		Rev.	AF
			catalog no		CUSTOMER		sheet 5 of 5	

REV F - 886-01-07

PDM: Rev:AF

STATUS:Released

Printed: Jan 29, 2011



Copyright FCJ