

4

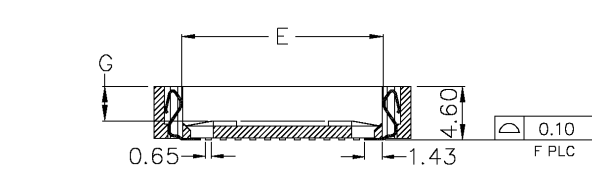
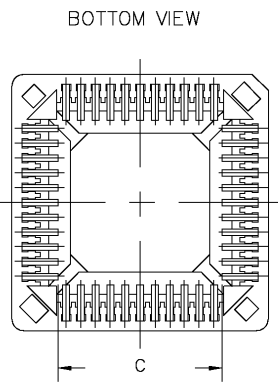
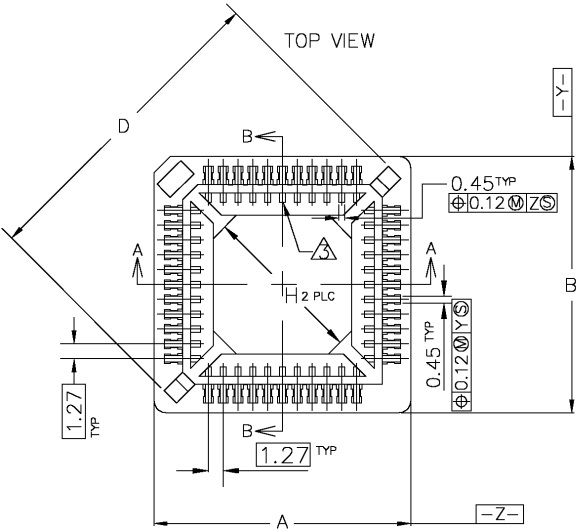
3

2

1

THIS DRAWING IS UNPUBLISHED. RELEASED FOR PUBLICATION
 © COPYRIGHT BY TYCO ELECTRONICS CORPORATION. ALL RIGHTS RESERVED.

LOC	DIST	REVISIONS					
GP	00	P	LTR	DESCRIPTION	DATE	OWN	APVD
		A		REVISED PER EC 0S11-0014-05	22FEB05	RR	MY



44 POSITION SHOWN

- MATERIAL:**
 HOUSING--HIGH TEMPERATURE THERMOPLASTIC, UL94V-0, COLOR: BROWN.
 CONTACT--PHOSPHOR BRONZE.
 CONTACT FINISH: PLATE 0.00254 MIN. MATTE TIN OVER 0.00127 MIN. NICKEL ; ALL OVER.
 PIN #1. TRIANGULAR IDENTIFIER 0.03 MAX RAISED ON FLOOR.
 VIA HOLES NOT RECOMMENDED WITHIN SOCKET SHADOW AREA.
- CURRENT RATING: 1 AMP.
 - VOLTAGE RATING: 250V.
 - CONTACT RESISTANCE: 20 MILLIOHMS, MAXIMUM.
 - INSULATION RESISTANCE: 5,000 MEGOHMS, MINIMUM, INITIAL.
 - DIELECTRIC WITHSTANDING VOLTAGE: 600 VAC RMS, MINIMUM.
 - OPERATING TEMPERATURE: -55 TO +105 C.
 - DURABILITY: 25 CYCLES.
 - PLCC DEVICE MUST CONFORM TO JEDEC MS-018 (SQ.) OR MS-016 (RECT.)
 - RESISTANCE TO SOLDERING HEAT: 260C MAXIMUM FOR 30 SECONDS MAXIMUM.
- FOR 32 POS: SECTION A-A, E = 11.90
SECTION B-B, E = 14.45
- EXTRACTION TOOL: 822476-1

H	G	F	E	D	C	B	A	Part Status	Packaging	AMP P/N
8.74	2.60	32	21.89	9.25	19.57	16.90	ACTIVE	Tape	3-822516-7	
8.74	2.60	32	21.89	9.25	19.57	16.90	ACTIVE	Tubes	822516-7	
32.14	2.90	84	29.69	45.20	27.03	35.90	ACTIVE	Tape	3-822516-6	
32.14	2.90	84	29.69	45.20	27.03	35.90	ACTIVE	Tubes	822516-6	
24.83	2.90	68	24.61	37.98	21.95	30.82	ACTIVE	Tape	3-822516-5	
24.83	2.90	68	24.61	37.98	21.95	30.82	ACTIVE	Tubes	822516-5	
17.52	2.75	52	19.53	30.78	16.87	25.74	ACTIVE	Tape	3-822516-4	
17.52	2.75	52	19.53	30.78	16.87	25.74	ACTIVE	Tubes	822516-4	
4.04	2.75	20	9.36	16.38	6.71	14.36	ACTIVE	Tape	3-822516-3	
4.04	2.75	20	9.36	16.38	6.71	14.36	ACTIVE	Tubes	822516-3	
7.55	2.75	28	11.90	20.00	9.25	16.90	ACTIVE	Tape	3-822516-2	
7.55	2.75	28	11.90	20.00	9.25	16.90	ACTIVE	Tubes	822516-2	
14.16	2.95	44	16.99	27.20	14.33	22.00	ACTIVE	Tape	3-822516-1	
14.16	2.95	44	16.99	27.20	14.33	22.00	ACTIVE	Tubes	822516-1	

THIS DRAWING IS A CONTROLLED DOCUMENT.

DIMENSIONS:	TOLERANCES UNLESS OTHERWISE SPECIFIED:	Tyco Electronics Corporation	
MM	0 PLC ± - 1 PLC ± - 2 PLC ± 0.2 3 PLC ± - 4 PLC ± - ANGLES ± -	PLCC SURFACE MOUNT LEAD FREE VERSION	
MATERIAL:	FINISH:	SIZE: A3	CAGE CODE: 00779
DRAWN: K. KREIDLER CHK: K. KREIDLER APP'D: K. KREIDLER		DRAWING NO: C-822516	
PRODUCT SPEC: NONE APPLICATION SPEC: NONE		RESTRICTED TO: -	
WEIGHT: -		SCALE: 1:1	
CUSTOMER DRAWING		SHEET 1 OF 2	

4

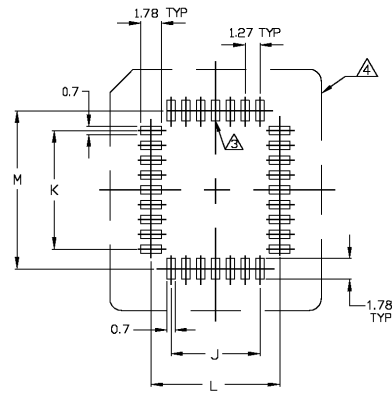
3

2

1

THIS DRAWING IS UNPUBLISHED. RELEASED FOR PUBLICATION
 © COPYRIGHT - BY TYCO ELECTRONICS CORPORATION. ALL RIGHTS RESERVED.

LOC	DIST	REVISIONS				
P	LTR	DESCRIPTION	DATE	DWN	APVD	
GP	00	SEE SHEET 1	-	-	-	



RECOMMENDED PCB FOOTPRINT

84	25.40	25.40	28.80	28.80
68	20.32	20.32	23.72	23.72
52	15.24	15.24	18.64	18.64
44	12.70	12.70	16.10	16.10
32	7.62	10.16	11.02	13.56
28	7.62	7.62	11.02	11.02
20	5.08	5.08	8.48	8.48
NO. OF POSITIONS	J	K	L	M

THIS DRAWING IS A CONTROLLED DOCUMENT.		DWN K.KREIDLER 18MAY01	Tyco Electronics Corporation																			
DIMENSIONS: MM		CHK K.KREIDLER 18MAY01	Tyco Electronics																			
TOLERANCES UNLESS OTHERWISE SPECIFIED:		APVD K.KREIDLER 18MAY01	NAME PLCC SURFACE MOUNT LEAD FREE VERSION																			
<table border="1"> <tr><td>0</td><td>PLC</td><td>± -</td></tr> <tr><td>1</td><td>PLC</td><td>± -</td></tr> <tr><td>2</td><td>PLC</td><td>± 0.2</td></tr> <tr><td>3</td><td>PLC</td><td>± -</td></tr> <tr><td>4</td><td>PLC</td><td>± -</td></tr> <tr><td colspan="2">ANGLES</td><td>± -</td></tr> </table>		0	PLC	± -	1	PLC	± -	2	PLC	± 0.2	3	PLC	± -	4	PLC	± -	ANGLES		± -	PRODUCT SPEC	RESTRICTED TO	
0	PLC	± -																				
1	PLC	± -																				
2	PLC	± 0.2																				
3	PLC	± -																				
4	PLC	± -																				
ANGLES		± -																				
MATERIAL	FINISH	APPLICATION SPEC	SIZE A3	CAGE CODE 00779	DRAWING NO C=822516																	
CUSTOMER DRAWING		WEIGHT	SCALE 1:1		SHEET 2 OF 2																	