


ICF-624-S-O



PLCC-068-F-A

(2,54mm) .100"

ICF, PLCC SERIES

# SMT DIP & CHIP CARRIER SOCKETS

## SPECIFICATIONS

For complete specifications and recommended PCB layouts see [www.samtec.com?ICF](http://www.samtec.com?ICF)

**Insulator Material:** Black LCP  
**Contact Material:** BeCu

**Plating:** Au or Sn over 50µ" (1,27µm) Ni  
**Current Rating:** 1A

**Operating Temp Range:** -55°C to +125°C

**Contact Resistance:** 10 mΩ Max

**Insertion Depth:** (2,54mm) .100" to (3,81mm) .150"

**Insertion Force/Contact:** 5oz (1,39N) average  
**Withdrawal Force/Contact:** 4oz (1,11N) average

**RoHS Compliant:** Yes

## Processing:

**Lead-Free Solderable:** Yes

**SMT Lead Coplanarity:** .006" (0,15mm) max

## ICF

## ROW SPACING & NO. OF CONTACTS

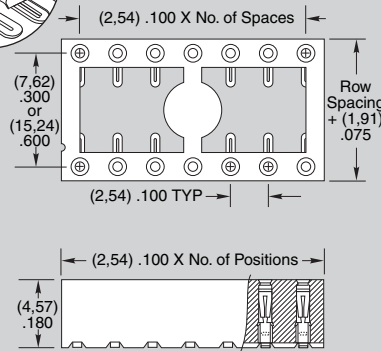
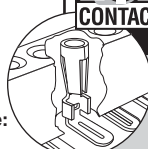
## PLATING OPTION

## TAIL OPTION

## OTHER OPTION



Specify from chart below

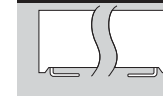


"-XXX"	Row Space	No. of Contacts
-308	.300 (7,62)	08
-314		14
-316		16
-318		18
-320		20
-322	.600 (15,24)	22
-324		24
-328		28
-624		24
-628		28
-632	.600 (15,24)	32
-640		40
-648		48

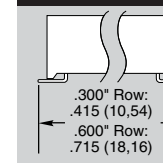
**-S**  
=30µ" (0,76µm) Gold on contact, Matte Tin on tail

**-T**  
= Matte Tin

**-I**  
=Tails In



**-O**  
=Tails Out



**-TR**  
=Tape & Reel Packaging

**Note:** Some sizes, styles and options are non-standard, non-returnable.

## SPECIFICATIONS

For complete specifications and recommended PCB layouts see [www.samtec.com?PLCC](http://www.samtec.com?PLCC)

**Insulator Material:** Black Liquid Crystal Polymer  
**Contact Material:** BeCu

**Plating:** Sn or Au over 50µ" (1,27µm) Ni

**Current Rating:** 1A

**Operating Temp Range:** -55°C to +105°C

**Contact Resistance:** 10mΩ max

**RoHS Compliant:** Yes

## Processing:

**Lead-Free Solderable:** Yes

**Lead Coplanarity:** Less than 52 leads= .006" (0,15mm) max; 52 leads and more= .008" (0,20 mm) max

**Note:** Some sizes, styles and options are non-standard, non-returnable.

## PLCC

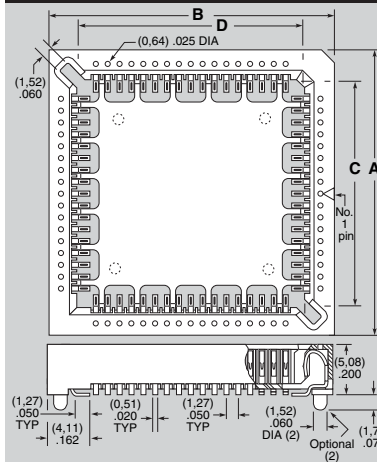
## NO. OF CONTACTS

## PLATING OPTION

## ALIGNMENT PIN OPTION

## PACKAGE OPTION

-020, -028, -032, -044, -052, -068, -084



\*32 position has .040" (1,00mm) DIA x .030" (0,76mm) high standoffs in corners.

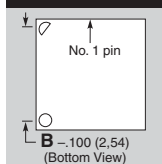
NO.OF PINS	A	B	C	D
-020	.600 (15,24)	.600 (15,24)	.370 (9,40)	.370 (9,40)
-028	.700 (17,78)	.700 (17,78)	.470 (11,94)	.470 (11,94)
-032	.800 (20,32)	.800 (20,32)	.570 (14,48)	.570 (14,48)
-044	.900 (22,86)	.900 (22,86)	.670 (17,02)	.670 (17,02)
-052	1.000 (25,40)	1.000 (25,40)	.770 (19,56)	.770 (19,56)
-068	1.200 (30,48)	1.200 (30,48)	.970 (24,64)	.970 (24,64)
-084	1.400 (35,56)	1.400 (35,56)	1.170 (29,72)	1.170 (29,72)

**-F**  
=Gold flash on contact, Matte Tin on tail

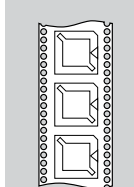
**-T**  
Matte Tin

**-N**  
=No Alignment Pins

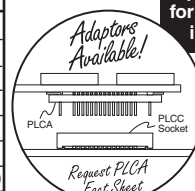
**-A**  
=Alignment Pins



**-TR**  
=Tape and Reel



Leave package option blank for packaging in a tube.



Due to technical progress, all designs, specifications and components are subject to change without notice.

WWW.SAMTEC.COM

SAMTEC USA • Tel: 1-800-SAMTEC-9 or 812-944-6733 SAMTEC SILICON VALLEY • Tel: 408-395-5900 SAMTEC SOUTHERN CALIFORNIA • Tel: 1-800-726-8329  
 SAMTEC AMERICA LATINA COMERCIO EXTERIOR LTDA • Tel: (+55 31) 3786 3227 SAMTEC UNITED KINGDOM • Tel: 44 01236 739292 SAMTEC GERMANY • Tel: +49 (0) 89 48460-0  
 SAMTEC FRANCE • Tel: 33 01 60 95 06 60 SAMTEC ITALY • Tel: 39 039 8890337 SAMTEC NORDIC/BALTIC • Tel: +46-84477280 SAMTEC BENELUX • Tel: 44 01236 739292 SAMTEC ISRAEL • Tel: 972-3-7526600  
 SAMTEC INDIA • Tel: +91-90-3272 1612 SAMTEC ASIA PACIFIC • Tel: 65 6745-5955 SAMTEC JAPAN • Tel: 045-475-1385 SAMTEC CHINA • Tel: 86-21-61103766 SAMTEC TAIWAN • Tel: 886-2-2735-6109  
 Downloaded from Elcodis.com electro SAMTEC HONG KONG • Tel: 852 2600 9858 SAMTEC KOREA • Tel: 82-31-717-5685 SAMTEC ANZ • Tel: 613 9512 7747 SAMTEC SOUTH AFRICA • Tel: 27 11 452 8112