

4

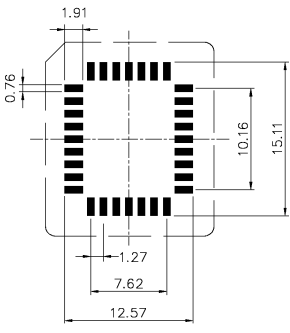
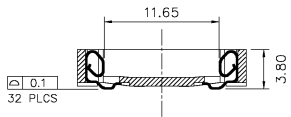
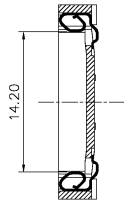
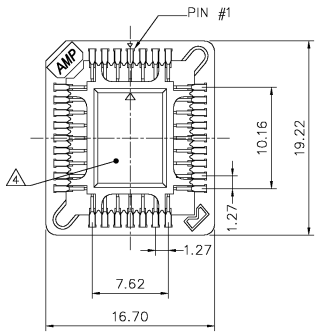
3

2

1

THIS DRAWING IS UNPUBLISHED. RELEASED FOR PUBLICATION  
 BY TYCO ELECTRONICS CORPORATION. ALL RIGHTS RESERVED.

LOC	DIST	REVISIONS					
		F	LTR	DATE	OWN	APPD	
AC	0	G		ADDED: -3 PER EC 0511-0090-03	11AUG2003	DD	KK



P.C.B. LAYOUT

- △ MATERIALS:  
HOUSING - HIGH TEMPERATURE THERMOPLASTIC, UL94V-0, COLOR: BROWN.  
CONTACT - PHOSPHOR BRONZE.
- △ FINISH, CONTACT: 0.0038 MIN 100% TIN OVER 0.0011 MIN NICKEL.
- 3. PLCC DEVICE SHALL CONFORM TO JEDEC STANDARD MS-016.
- △ HOUSING FLOOR TO BE SMOOTH WITHIN A 5.20 DIAMETER FOR VACUUM PLACEMENT.
- △ TAPE PACKAGING TO CONFORM TO EIA RS-481-3. TAPE WIDTH SHALL BE 32mm, TAPE PITCH SHALL BE 24mm, AND REEL DIAMETER SHALL BE 330mm.
- 6. PLCC EXTRACTION TOOL: AMP PART NUMBER 821980-1 OR 822476-1.
- 7. PRODUCT DESIGN OBJECTIVES:  
CURRENT RATING: 1 AMP, MAXIMUM  
CONTACT RESISTANCE: 20 MILLIOHMS, MAXIMUM  
DIELECTRIC WITHSTAND VOLTAGE: 600VAC, RMS, MINIMUM  
INSULATION RESISTANCE: 5,000 MEGOHMS, MINIMUM  
DURABILITY: 25 CYCLES  
OPERATING TEMPERATURE RANGE: -55 TO +105C  
MATING FORCE: 9.0 Kg, MAXIMUM
- △ FINISH, CONTACT: 0.0038 MIN 93/7 TIN-LEAD OVER 0.0011 MIN NICKEL.
- △ TUBE LENGTH 535mm, EXTERNAL CARTON 580 x 240 x 260mm TO HOLD 8,008 PIECES.

FINISH	TUBES OR REELS/BOX	PCS/REEL OR TUBE	PACKAGING STYLE	AMP PART NUMBER
△/△	308	26	TUBES	822475-3
△/△	5	500	TAPE AND REEL	822475-2
△/△	5	500	TAPE AND REEL	822475-1

THIS DRAWING IS A CONTROLLED DOCUMENT.

DWG: A. HOLT 180CT99	DATE: 11/10/99	BY: K. KREIDLER	NAME: Tyco Electronics Corporation
CHK: K. KREIDLER 180CT99	DATE: 11/10/99	BY: K. KREIDLER	NAME: Tyco Electronics Corporation
APPD: K. KREIDLER 180CT99	DATE: 11/10/99	BY: K. KREIDLER	NAME: Tyco Electronics Corporation
PRODUCT SPEC: SEE NOTES		APPLICATION SPEC: NONE	
MATERIAL: - △		FINISH: SEE TABLE	
WEIGHT: 0.9 GRAMS		SIZE: A2	
CUSTOMER DRAWING		CASE CODE: 00779	
		DRAWING NO: C-822475	
		RESTRICTED TO: -	
		SCALE: 3:1	
		SHEET: 1 OF 1	
		REV: G	

422875

A