

ADAPTERS, BETWEEN SERIES

2.4mm / 3.5mm, DC - 34 GHz

SPECIFICATIONS:

Models: 5065, 5066, 5067, 5068

RoHS
Compliant

AEROFLEX
A passion for performance.

Electrical:

Frequency Range _____ DC - 34 GHz
 VSWR _____ 1.25:1 Max.
 Impedance _____ 50 Ohms
 Operating Temp. Range _____ -65°C to +125°C

Mechanical:

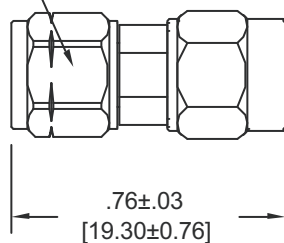
2.4mm Connectors _____ Passivated Stainless Steel
Mates with 1.85mm & V* Connectors
 3.5mm Connectors _____ Passivated Stainless Steel
Mates both Mechanically and Electrically with
 all SMA, K* Series Connectors
 Conductors _____ Gold Plated Beryllium Copper

*K and V are trademarks of Anritsu Corp.

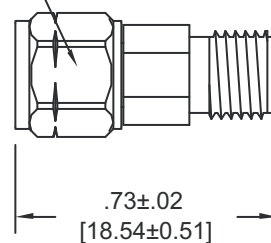
Model Number: **5065**
2.4mm MALE / 3.5mm MALE

Model Number: **5066**
2.4mm MALE / 3.5mm FEMALE

2x 5/16 HEX

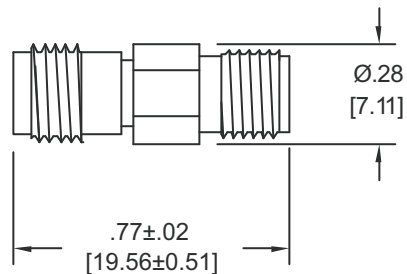
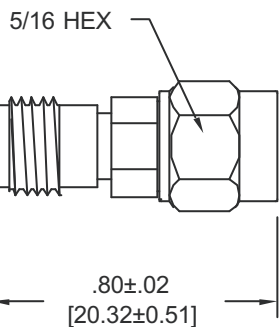


5/16 HEX



Model Number: **5067**
2.4mm FEMALE / 3.5mm MALE

Model Number: **5068**
2.4mm FEMALE / 3.5mm FEMALE



Note: Dimensions in Brackets are Expressed in Millimeters and are for Reference Only.
 Units that offer very low return loss (VSWR) are also available.

5065: REV -

AEROFLEX
INMET

Aeroflex / Inmet, Inc. • 300 Dino Drive, Ann Arbor, MI 48103 • U.S.A.
 888-244-6638 or 734-426-5553 • FAX: 734-426-5557
 www.aeroflex.com/inmet • inmet-sales@eroflex.com