

ADAPTERS, IN-SERIES

Type N, DC - 18 GHz, Standard

SPECIFICATIONS:

Models: 5003, 5004, 5005

RoHS
Compliant

AEROFLEX
A passion for performance.

Electrical:

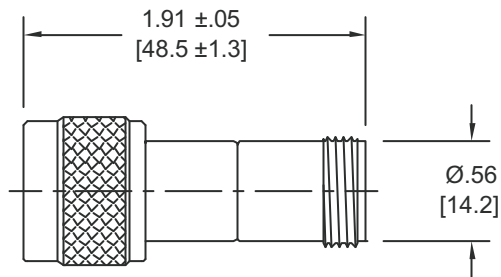
Frequency Range _____ DC - 18.0 GHz
VSWR _____ 1.25:1 Max.
Impedance _____ 50 Ohms
Operating Temp Range _____ -65°C to +125°C

Mechanical:

Connectors _____ Passivated Stainless Steel
Mates with MIL-STD-348
Conductors _____ Gold Plated Beryllium Copper

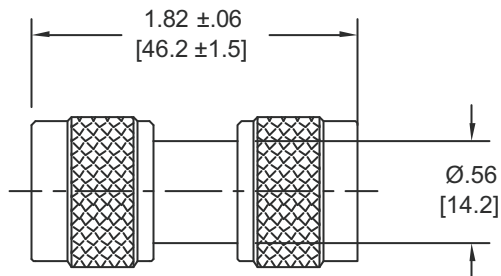
Model Number: **5005**

Male/Female Connectors



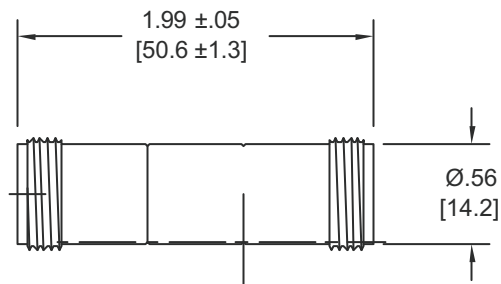
Model Number: **5004**

Male/Male Connectors



Model Number: **5003**

Female/Female Connectors



Note: Dimensions in Brackets are Expressed in Millimeters and are for Reference Only.

5005: REV C

AEROFLEX
INMET

Aeroflex / Inmet, Inc. 300 Dino Drive, Ann Arbor, MI 48103 • U.S.A.
888-244-6638 or 734-426-5553 • FAX: 734-426-5557
www.aeroflex.com/inmet • inmet-sales@eroflex.com