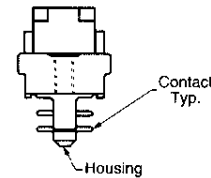
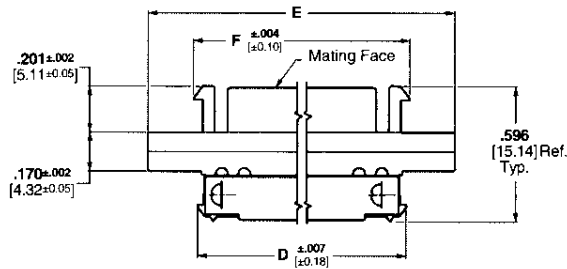
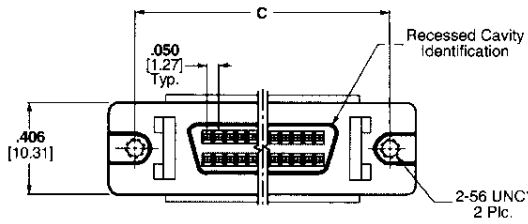



AMPLIMITE .050 Series Panel Mount Receptacle Assemblies Without Rails, With Latch Blocks, Series III

AMPLIMITE .050 Series Connectors, Series III



Note: Refer to Tyco Electronics Customer drawings and Application Spec for PCB & panel layouts.

Materials:

Housing and Termination

Covers—Thermoplastic, 94V-0 rated, black

Shell—Steel, plated bright nickel over copper

Bracket—Zinc, plated nickel over copper

Contacts—Phosphor bronze, duplex plated .000030 [0.00076] min. gold on mating end, bright tin-lead in termination area, all nickel underplated

Recommended wire size—

28 AWG [0.08-0.09mm²] or 30 AWG [0.05mm²], solid or 7 strand, with a .029-.036 [0.74-0.89] insulation diameter or .050 [1.27] centerline, 28 AWG [0.08-0.09mm²] stranded, PVC, flat ribbon cable.

Technical Documents:

Product Specifications—108-1228

Application Specifications—114-40029

| No. of Pos. | Dimensions | | | | Part Numbers | | |
|-------------|----------------|----------------|----------------|----------------|---|--|---------------------------------------|
| | C | D | E | F | Connectors With Assembled Standard Termination Covers | Connectors With Unassembled Wire Lacing Termination Covers | |
| | | | | | | .032-.036 [0.81-0.91] Outer Wire Dia. | .029-.031 [0.74-0.79] Outer Wire Dia. |
| 50 | 1.830 46.48 | 1.629 41.38 | 2.065 52.45 | 1.665 42.29 | 749656-5 | 786862-5 | 1-786862-5 |
| 50 | 1.830 46.48 | 1.629 41.38 | 2.065 52.45 | 1.665 42.29 | 750640-1* | 786865-5* | — |
| 68 | 2.280 57.91 | 2.079 52.81 | 2.515 63.88 | 2.115 53.72 | 749656-7 | — | — |
| 120 | 3.580 90.93 | 3.379 85.83 | 3.815 96.90 | 3.415 86.74 | 1-749656-0 | — | — |

*Part Numbers 750640-1 and 786865-5 have 4-40 threaded holes. All others have 2-56 threaded holes.

Note: For termination, cover closing and wire lacing tooling, see page 14.

For termination tooling other than wire lacing see pages 28,29.