

Board to Board Connectors

CHAMP 050 Series Connectors—Series I

For Board to Board Connection

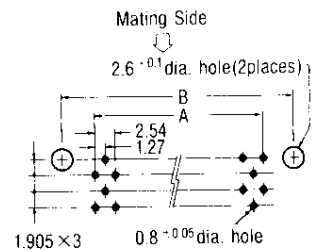
Plug Header Horizontal Mount Type With Retention Leg

Material and Finish:

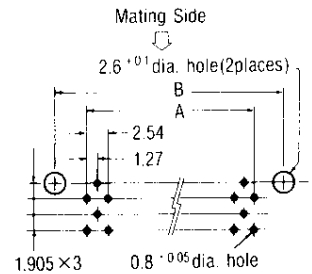
Contacts—Phosphor bronze, duplex plated gold (see table) on contact area, $1\mu\text{m}$ min. tin-lead or tin on post area, with entire contact underplated $1\mu\text{m}$ min. nickel
Housing—UL94V-0 rated, glass-filled 6/6 nylon, black
Retention Leg—Brass, $2\mu\text{m}$ min. tin-lead plated or tin plated over underplated $1.3\mu\text{m}$ min. nickel

PC Board Layout

(Required for solder resist on surface of PC board)
(Connector mount side)



20, 36, 40, 60, 68, 80, 100 and 120 Positions




30, 50, 130 Positions

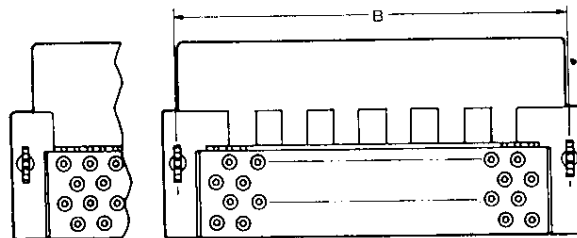
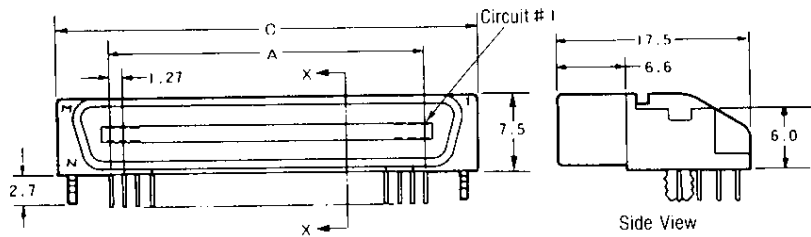
* Used with VESA specifications 68-position receptacle assembly.

** Used with VESA specifications 80-position receptacle assembly.

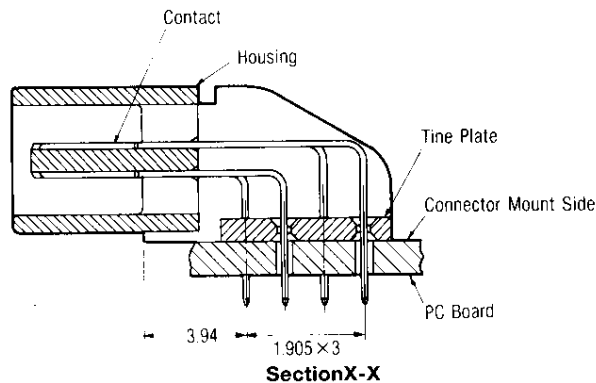
Note: For details on 140-through 200-position assemblies, or when requiring heat resistant material, see our catalog 82244.



20, 36, 40, 60, 68 30, 50, 130, Pos.
80, 100, 120 Pos.



20, 36, 40, 60, 68 30, 50, 130, Pos.
80, 100, 120 Pos.



No. of Pos.	Dimensions			Part Number		
	A	B	C	0.2 μm thk. gold plated	0.5 μm thk. gold plated	0.76 μm thk. gold plated
20	11.43	18.83	22.6	175472-1	3-175472-1	5-175472-1
30	17.78	25.18	29.0	175472-3	3-175472-3	5-175472-3
36	21.59	28.99	32.8	175472-4	3-175472-4	5-175472-4
40	24.13	31.53	35.3	175472-5	3-175472-5	5-175472-5
50	30.48	37.88	41.7	175472-6	3-175472-6	5-175472-6
60	36.83	44.23	48.0	175472-7	3-175472-7	5-175472-7
68*	41.91	49.31	53.1	175472-8	3-175472-8	5-175472-8
80**	49.53	56.93	60.7	175472-9	3-175472-9	5-175472-9
100	62.23	69.63	73.4	1-175472-0	4-175472-0	6-175472-0
120	74.93	82.33	86.1	1-175472-1	4-175472-1	6-175472-1
130	81.28	88.68	92.5	1-175472-2	4-175472-2	6-175472-2