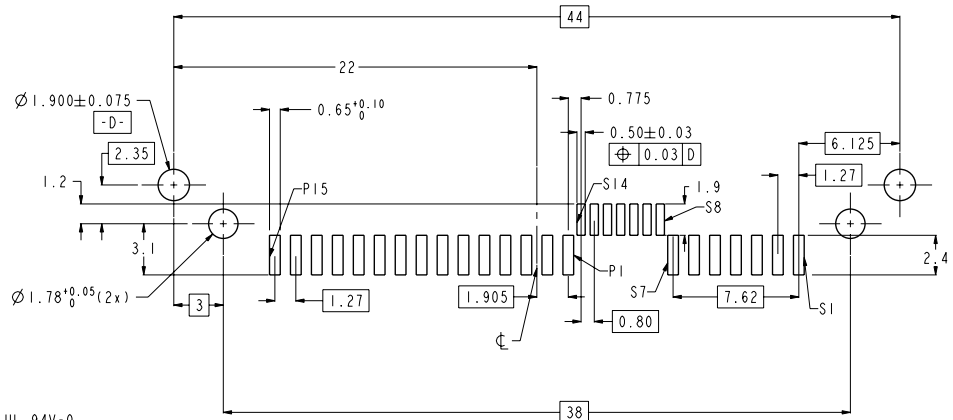
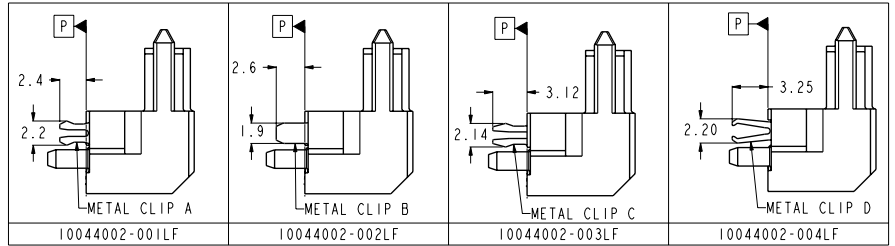


PRODUCT NO	HOLD DOWN	RECOMMENDED PCB THICKNESS
10044002-001LF	METAL CLIP A	1.6MM
10044002-002LF	METAL CLIP B	
10044002-003LF	METAL CLIP C	1.8MM - 1.93MM
10044002-004LF	METAL CLIP D	1.8MM - 2.20MM



RECOMMENDED P.C.B. LAYOUT SCALE 3:1

- NOTE:
- MATERIAL:
 - HOUSING: HIGH TEMPERATURE THERMOPLASTIC, UL 94V-0
COLOUR: BLACK
 - TERMINAL: COPPER ALLOY
 - HOLD DOWN: COPPER ALLOY
 - FINISH (LEAD-FREE):
 - TERMINAL: 30u" Au PLATING (CONTACT POINT) OVER 50u" NICKEL
 - SOLDER TAIL: 100u" MIN Sn OVER 50u" NICKEL
 - HOLD DOWN: 100u" min Sn OVER 50u" NICKEL
 - PER SFF REV 1.4 EXCEPT 0.8mm PITCH BUMP AREA.
 - THE HOUSING WILL WITHSTAND EXPOSURE TO 260°C PEAK TEMPERATURE FOR 10 SECONDS IN A CONVECTION, INFRA-RED OR VAPOR PHASE REFLOW OVEN.
 - THIS PRODUCT MEETS EUROPE UNION DIRECTIVES AND OTHER COUNTRY REGULATIONS AS DESCRIBED IN GS-22-008.
 - ALL SOLDER TAIL MUST BE WITHIN 0.12mm MAX COPLANARITY.
 - A \triangle BE NEXT TO ANY DIMENSION, VIEW, OR NOTE WHICH HAS BEEN MODIFIED WITH THE CURRENT DRAWING REVISION.

rev	ecn no	dr	date
A	S06-0037	YSS	2006-02-09
B	S07-0155	TAY	2007-05-07
C	S08-0085	TAY	2008-03-24
D	S09-0003	TAYKR	2009-01-06

www.fciconnect.com		surface	tolerance std	projection	MM
		<input checked="" type="checkbox"/>	± 0.20 ± 0.2		Scale 1:1
		TOLERANCES UNLESS OTHERWISE SPECIFIED			
Dr	HO LW	28JUL04	ANGULAR	0.x	± 0.3
Eng	KP TAY	2009-01-06	LINEAR	0.xx	± 0.2
Chr	KP TAY	2009-01-06	$0^\circ \pm 2^\circ$	0.xxx	± 0.1
Appr	JOEY NG	2009-01-06	Product family	SAS	Spec ref
FCI		SAS RECEPTACLE		part no	10044002
		R/A SMT ASSY		Rev.	D
catalog no		CUSTOMER		sheet 1 of 2	

PDM: Rev:D

STATUS:Released Printed: Dec 01, 2010

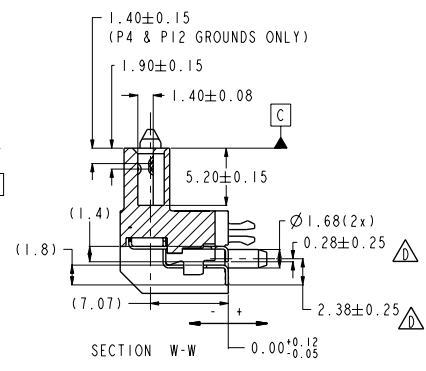
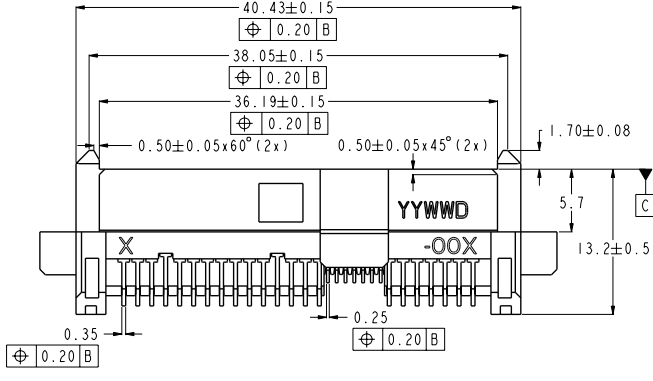
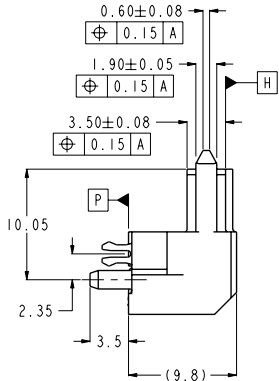
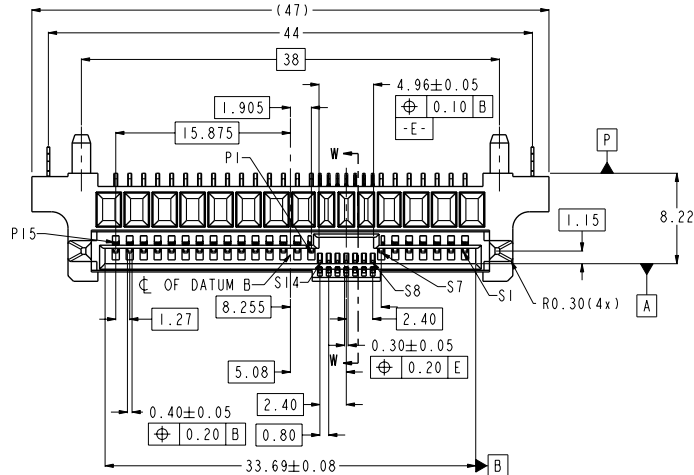


Copyright FCI.



Copyright FCI.

PRODUCT NO.
SEE TABLE



	title	SAS RECEPTACLE	dwg no	10044002	Rev.	D
	catalog no	R/A SMT ASSY		CUSTOMER	sheet	2 of 2

PDM: Rev:D STATUS:Released 4 Printed: Dec 01, 2010