


# Personal Systems Products Computer Industry

## Input/Output (I/O) Connectors

### Subminiature D Connectors .050 Series Series III (AMPLIMITE)



**Material:**

**Housing** – Thermoplastic, 94V-0, black SMT compatible

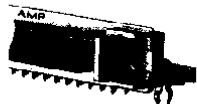
**Shell** – Steel, plated bright tin over copper

**Contacts** – Phosphor bronze, plated .00030 [0.00076] min. gold on mating end, .000120 [0.00305] min. tin-lead on solder end, all .000050 [0.00127] min. nickel underplate

**Brackets** – Zinc, plated nickel over copper

**Boardlocks** – Copper alloy, plated tin-lead

### Right-Angle Receptacle Headers with or without Rails and Latch Blocks



With Rails and Latch Blocks  
Shown with Boardlocks



Without Rails and Latch Blocks  
Shown with Boardlocks

No. of Pos.	Part Numbers				
	With Rails & Latch Blocks		Without Rails & Latch Blocks		
	Without Boardlocks .100 [2.54] Tails	With Boardlocks .100 [2.54] Tails	Without Boardlocks .100 [2.54] Tails	With Boardlocks .100 [2.54] Tails	With Boardlocks .120 [3.05] Tails
40	–	–	–	787170-4	–
50	787190-5	787171-5	787169-5	787170-5	787362-5
50	–	787266-5*	–	–	–
68	787190-7	787171-7	787169-7	787170-7	787362-7
100	–	–	787169-9	787170-9	787362-9

\* Has 4-40 threaded mating holes for use with female screwlock Part No. 750644-1.

**Product Facts:**

- Compatible with SCSI-2, SCSI-3, EIA RS-232, HIPPI, IPI-2 and IEE 802.3 MII standards
- High-density D-type interface
- Tab plug contacts and tuning fork receptacle contacts provide reliable two-point redundancy
- Vertical and right angle headers
- Rugged die cast back-shell with excellent EMI/RFI protection
- Shields mate before contacts, with ground mating first and breaking last
- Board connectors compatible with standard thru-hole flow solder and surface mount reflow solder practices




### Right-Angle Receptacle Headers without Rails with Latch Blocks — .100 [2.54] Solder Tails

No. of Pos.	Part Numbers
	With Boardlocks
50	787082-5
68	787082-7

### Vertical Receptacle Headers with Rails with Latch Blocks — .125 [3.18] Solder Tails

No. of Pos.	Part Numbers
40	749069-4
50	749069-5
68	749069-7



Shown with Boardlocks



Shown with Rails and Latch Blocks

### Vertical Receptacle Headers without Rails and Latch Blocks — .125 [3.18] Solder Tails

No. of Pos.	Part Numbers
50	749070-5
68	749070-7



Shown without Rails and Latch Blocks

### Vertical Receptacle Headers without Rails with Latch Blocks — .125 [3.18] Solder Tails

No. of Pos.	Part Numbers
50	749721-5
68	749721-7



Shown with Latch Blocks, without Rails

**Note:**  
BLUE part numbers indicate 2D geometry and 3D CAD models that are included on CD-ROM.

Personal Systems Products

Input/Output (I/O) Connectors