THIS DRAWING IS UNPUBLISHED. RELEASED FOR PUBLICATION — / —
© COPYRIGHT — BY TYCO ELECTRONICS CORPORATION. ALL RIGHTS RESERVED.

LOC	CONT
GP	00

REVISIONS

P	LTR	DESCRIPTION	DATE	DRN	APVD
	O	RELEASED PER EC 0513-0007-05	26JAN05	JG	SS

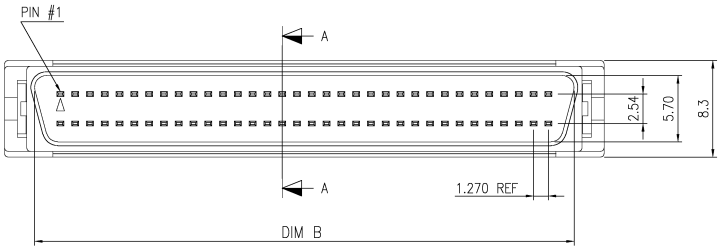

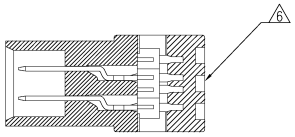

SEC. A-A

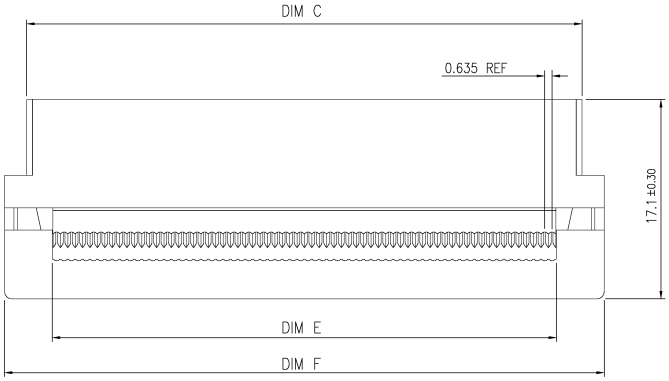

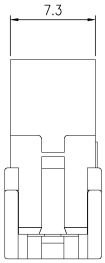

68 POSITION SHOWN

1. HOUSING: PBT, 30% GLASS REINFORCED, UL94V-0, COLOR BLACK.
   CONTACTS: PHOS. BRONZE.
2. CONTACTS: GOLD PLATED (SEE TABLE) ON MATING END, 1.27um [.000050in] MIN MATTE TIN ON TERMINATION AREA, ALL OVER 1.27um [.000050in] MIN NICKEL ON ENTIRE CONTACT.
3. SPECIFICATIONS:
   CURRENT RATING: 1A.
   VOLTAGE RATING: 30V AC.
   INSULATION RESISTANCE: 1000 MILLIOHMS MIN. AT 500V DC.
   CONTACT RESISTANCE: 55 MILLIOHMS MAX.
   DIELECTRIC WITHSTANDING VOLTAGE: 250V AC FOR 1 MINUTE.
   CONTACT RETENTION FORCE: 600 gf MIN.
   TOTAL INSERTION FORCE: 4 Kgf MAX. (FORCE DEPENDENT ON MATING CONNECTOR)
   TOTAL WITHDRAWAL FORCE: 1.5 Kgf MAX. (FORCE DEPENDENT ON MATING CONNECTOR)
   WIRE COVER RETENTION FORCE: 6 Kgf MIN.
   OPERATION TEMPERATURE: -55°C TO 85°C.
4. FOR USE WITH 30 & 32 AWG FLAT RIBBON CABLE.
   SELECTION OF COMPATIBLE RIBBON CABLE AND APPLICATION TOOLING FOR USE WITH THIS PRODUCT IS THE RESPONSIBILITY OF THE USER.
5. SPECIFICATIONS SUBJECT TO CHANGE WITHOUT NOTICE.
   CONTACT TYCO ELECTRONICS FOR THE LATEST SPECIFICATIONS.
6. TYCO LOGO LOCATED ON THIS SURFACE.
7. PACKAGED IN TRAYS.

DIM F	DIM E	DIM C	DIM B	CONTACT FINISH	NO OF POS	PART NUMBER
51.5	43.30	47.7	46.35	0.03µm [.000001in]	68	2-5390377-7
51.5	43.30	47.7	46.35	0.38µm [.000015in]	68	1-5390377-7
51.5	43.30	47.7	46.35	0.76µm [.000030in]	68	5390377-7
40.07	31.87	36.27	34.92	0.76µm [.000030in]	50	5390377-5

THIS DRAWING IS A CONTROLLED DOCUMENT.

DIMENSIONS: mm

TOLERANCES UNLESS OTHERWISE SPECIFIED:
0 PLC ± —
1 PLC ± 0.15
2 PLC ± 0.10
3 PLC ± —
4 PLC ± —
ANGLES ± —

MATERIAL 1
FINISH 2

DWN J GRACE 26JAN05
CHK S SHUEY 26JAN05
APVD M MALMSLEY 26JAN05
PRODUCT SPEC —
APPLICATION SPEC —
WEIGHT —
3
4

Tyco Electronics Corporation
Harrisburg, Pa 17105-3608

NAME
PLUG ASSEMBLY, UNSHIELDED,
0.64[.025] CENTERLINE,
AMPLIMITE 1.27[.050] SERIES

SIZE A1 | CAGE CODE 00779 | DRAWING NO C-5390377 | RESTRICTED TO —

CUSTOMER DRAWING | SCALE 1:1 | SHEET 1 OF 1 | REV O

AMP 4895 REV 31MAR2000

Downloaded from Elcodis.com electronic components distributor