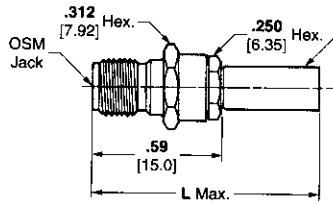
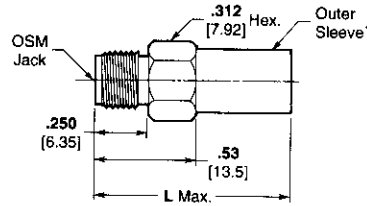


SMA Connectors MIL-C-39012 — For Flexible Cable (Continued)

MIL-C-39012/57



Outline 1



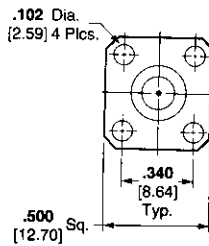
Outline 2

Military Part No.	AMP Part No.	M/A-COM ¹ Part No. (Ref. Only)	Outline	Cat. ¹	RG/U Cable	Dim. L
-3006	1090174-1	2032-8006-92	1	A	178	.960 [24.38]
-3007	1051900-1	2032-8007-92	1	A	174, 316	.960 [24.38]
-3008	1051901-1	2032-8008-90	2	A	122	.960 [24.38]
-3009	1051902-1	2032-8009-90	2	A	58, 142, 223	.960 [24.38]
-3010	1051903-1	2032-8010-90	2	A	303	.960 [24.38]
B3011	1051904-1	2032-8011-92	1	B	178	1.265 [32.13]
B3012	1051905-1	2032-8012-92	1	B	174, 316	1.265 [32.13]
B3013	1051906-1	2032-8013-92	2	B	122	1.265 [32.13]
B3014	1051907-1	2032-8014-92	2	B	58	1.265 [32.13]
B3015	1051908-1	2032-8015-92	2	B	142	1.265 [32.13]
B3016	1051909-1	2032-8016-92	2	B	223	1.265 [32.13]
B3017	1051910-1	2032-8017-92	2	B	303	1.265 [32.13]
B3018	1051911-1	2032-8018-92	1	B	178	1.265 [32.13]

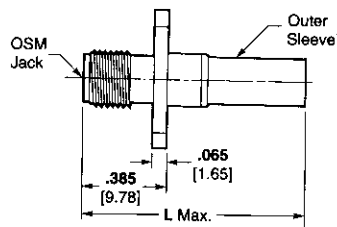
Military Part No.	AMP Part No.	M/A-COM ¹ Part No. (Ref. Only)	Outline	Cat. ¹	RG/U Cable	Dim. L
B3019	1051912-1	2032-8019-92	1	B	174, 316	1.265 [32.13]
B3020	1051913-1	2032-8020-92	2	B	122	1.265 [32.13]
B3021	1051914-1	2032-8021-92	2	B	58	1.265 [32.13]
B3022	1051915-1	2032-8022-92	2	B	142	1.265 [32.13]
B3023	1051916-1	2032-8023-92	2	B	223	1.265 [32.13]
B3024	1051917-1	2032-8024-92	2	B	303	1.265 [32.13]
-3025	1051918-1	2032-8025-92	1	C	178	1.265 [32.13]
-3026	1051919-1	2032-8026-92	1	C	174, 316	1.265 [32.13]
-3027	1051920-1	2032-8027-92	2	C	122	1.265 [32.13]
-3028	1051921-1	2032-8028-92	2	C	142, 223	1.265 [32.13]
-3029	1051922-1	2032-8029-92	2	C	58, 303	1.265 [32.13]
-3502	1051923-1	2032-8052-92	2	D	142, 400	1.265 [32.13]

¹ Category A: solder sleeve; Categories B, C and D: crimp sleeve.
² -92 indicates passivated stainless steel finish.
 -90 indicates gold plated finish.
 See page 7003 for description of categories and pages 7059-7064 for tooling.

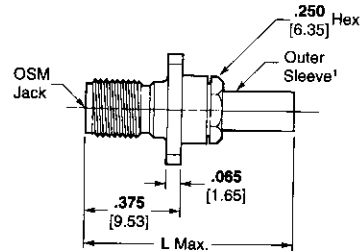
MIL-C-39012/58



Outline 3



Outline 4



RF Connectors

Military Part No.	AMP Part No.	M/A-COM ¹ Part No. (Ref. Only)	Outline	Cat. ¹	RG/U Cable	Dim. L
-3006	1052037-1	2036-8006-92	4	A	178	.960 [24.38]
-3007	1052038-1	2036-8007-92	4	A	174, 316	.960 [24.38]
-3008	1052039-1	2036-8008-90	3	A	122	.960 [24.38]
-3009	1052040-1	2036-8009-90	3	A	58, 142, 223	.960 [24.38]
-3010	1052041-1	2036-8010-90	3	A	303	.960 [24.38]
B3011	1052042-1	2036-8011-92	4	B	178	1.265 [32.13]
B3012	1254028-1	2036-8012-92	4	B	174, 316	1.265 [32.13]
B3013	1484499-1	2036-8013-92	3	B	122	1.265 [32.13]
B3014	1484500-1	2036-8014-92	3	B	58	1.265 [32.13]
B3015	1052043-1	2036-8015-92	3	B	142	1.265 [32.13]
B3016	1484501-1	2036-8016-92	3	B	223	1.265 [32.13]
B3017	1484502-1	2036-8017-92	3	B	303	1.265 [32.13]
B3018	1052044-1	2036-8018-92	4	B	178	1.265 [32.13]

Military Part No.	AMP Part No.	M/A-COM ¹ Part No. (Ref. Only)	Outline	Cat. ¹	RG/U Cable	Dim. L
B3019	1484503-1	2036-8019-92	4	B	174, 316	1.265 [32.13]
B3020	1484504-1	2036-8020-92	3	B	122	1.265 [32.13]
B3021	1484505-1	2036-8021-92	3	B	58	1.265 [32.13]
B3022	1052045-1	2036-8022-92	3	B	142	1.265 [32.13]
B3023	1484506-1	2036-8023-92	3	B	223	1.265 [32.13]
B3024	1484507-1	2036-8024-92	3	B	303	1.265 [32.13]
-3025	1052046-1	2036-8025-92	4	C	178	1.125 [28.58]
-3026	1052047-1	2036-8026-92	4	C	174, 316	1.125 [28.58]
-3027	1052048-1	2036-8027-92	3	C	122	1.125 [28.58]
-3028	1052049-1	2036-8028-92	3	C	142, 223	1.125 [28.58]
-3029	1052050-1	2036-8029-92	3	C	58, 303	1.125 [28.58]
-3502	1052051-1	2036-8052-92	3	D	142, 400	1.125 [28.58]

¹ Category A: solder sleeve; Categories B, C and D: crimp sleeve.
² -92 indicates passivated stainless steel finish.
 -90 indicates gold plated finish.
 See page 7003 for description of categories and pages 7059-7064 for tooling.