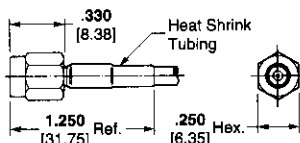


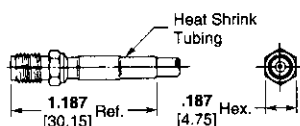
Flexible Cable — Solder Attachment

Straight Cable Plug^{1,3}



M/A-COM Part No. (Ref. Only)	AMP Part No.	RG/U Cable
1031-5001-02	1045477-1	178/U, 196
1031-5002-02	1045482-1	174/U, 179, 187, 188, 316

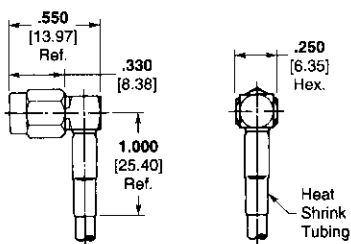
Straight Cable Jack³



M/A-COM Part No. (Ref. Only)	AMP Part No.	RG/U Cable
1032-5001-00	1045496-1	178/U, 196
1032-5002-00	1045497-1	174/U, 179, 187, 188, 316

Finish: Gold plated. Inner housing that is soldered to cable is gold plated.

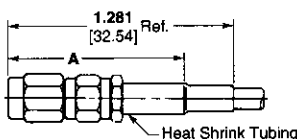
Right-Angle Cable Plug¹



M/A-COM Part No. (Ref. Only)	AMP Part No.	RG/U Cable
1037-5001-02	1045508-1	178/U, 196
1037-5002-02	1045511-1	174/U, 179, 187, 188, 316

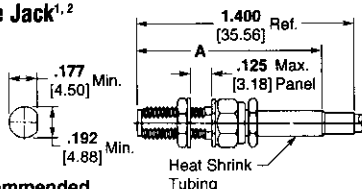
Flexible Cable — Crimp Attachment

Straight Cable Plug^{1,2}



M/A-COM Part No. (Ref. Only)	AMP Part No.	Dim. A	RG/U Cable
1031-7188-02	1045489-1	1.062 Ref. 26.97	174/U, 179, 187, 188, 316

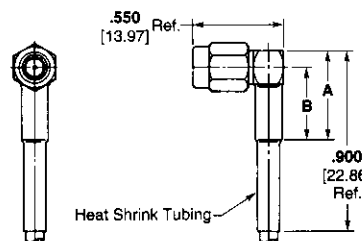

Bulkhead Feed-through Cable Jack^{1,2}



Recommended Mounting Hole

M/A-COM Part No. (Ref. Only)	AMP Part No.	Dim. A	RG/U Cable
1034-7196-02	1045506-1	1.050 Ref. 26.67	178/U, 196
1034-7188-02	1045503-1	1.180 Ref. 29.97	174/U, 179, 187, 188, 316

Right-Angle Cable Plug^{1,2}



M/A-COM Part No. (Ref. Only)	AMP Part No.	Dim. A	Dim. B	RG/U Cable
1037-7188-02	1045520-1	.625 Ref. 15.88	.525 Ref. 13.34	174/U, 179, 187, 188, 316

Refer to recommended assembly tools in Application Tooling Section.

1. Finish: Passivated stainless steel, -02. For gold plated coupling nut, change the Part Number suffix from -02 to -00. Inner housing that is soldered to cable is gold plated.
2. Captured contact.
3. Non-captured contact