

## ELECTRICAL

Impedance	Used with 78 ohm and 95 ohm twin conductor cables.
Frequency range	Contact polarization: 0-100 MHz.
Voltage rating	Contact polarization: 100 volts peak.

## ENVIRONMENTAL

Temperature range	TFE: - 65°C to + 165°C Noryl: - 45°C to + 121°C
Weatherproof	All Twin-BNC connectors are weatherproof when mated

## MECHANICAL

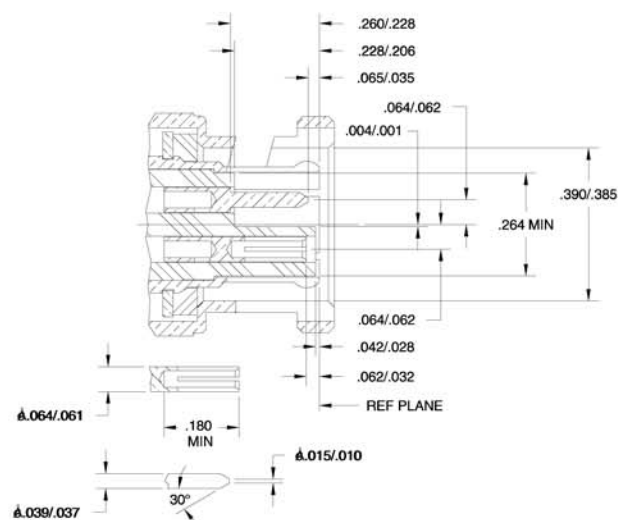
Mating	Contact polarization, 2 stud bayonet
Cable affixment	Braid clamp, "V" groove gasket and clamp nut mechanism.

## MATERIAL

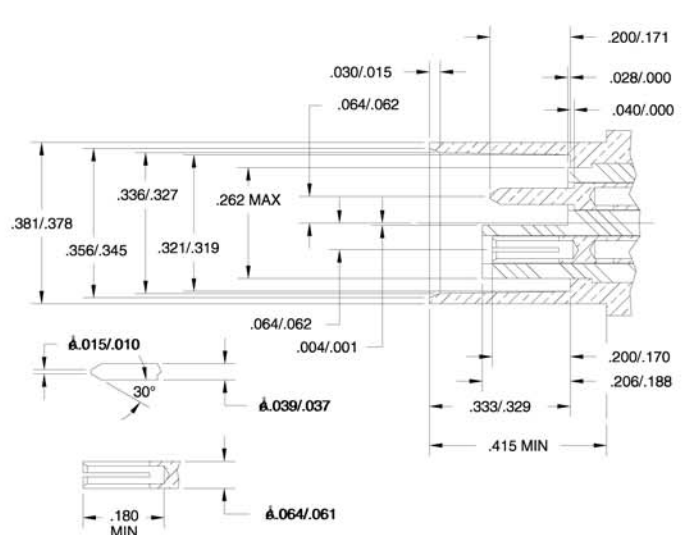
Contacts	Male: brass Female: beryllium copper. Silver plated.
Other metal parts	Brass: nickel finish
Insulators	TFE or Noryl as listed.
Clamp gaskets	Silicone rubber or synthetic rubber

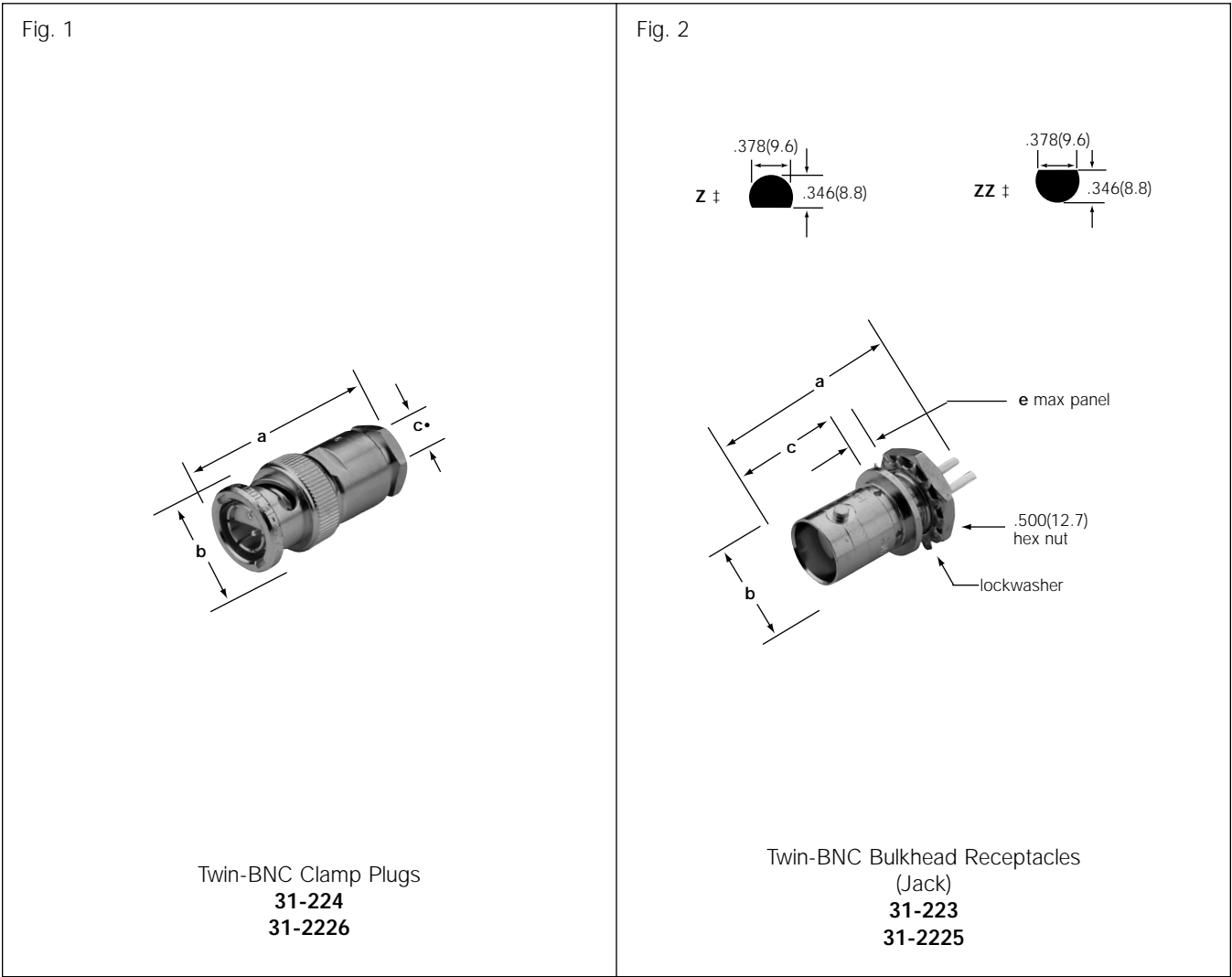
NOTE: These characteristics are typical and may not  
apply to all connectors.

## PLUG



## JACK





Twin-BNC PLUGS & RECEPTACLES

Cable RG-/U	Conn. Type	Cable Attachment		Dimensions, inches (millimeters)				Construction Notes			Mtg. Hole	Military Number	Amphenol Number	Fig.
		Outer	Inner	a	b	c	e	CAI	Plt.	Ins.				
108A	Plug	Clamp	Solder	1.16(29.4)	.563(14.3)	.255(6.5)•	—	C33	P1	D19	—	—	31-224	1
										D1	—	—	31-2226	
Bulkhead Receptacle (Jack) Front Mount				1.03(26.2)	.500(12.7)	.531(13.5)	.106(2.7)	—	P1	D19	Z†	—	31-223	2
										D1	ZZ†	—	31-2225	

† NOTE: Use mounting hole as shown to assure proper orientation of solder cups. • accommodates cable diameter ▲ distributor stocked