THIS DRAWING IS UNPUBLISHED. RELEASED FOR PUBLICATION
© COPYRIGHT – BY TYCO ELECTRONICS CORPORATION. ALL RIGHTS RESERVED.

LOC	CHKT	REVISIONS				
AD	39	P	LTR	DESCRIPTION	DATE	DWN	APVD
			R	ECR-05-4446	28JUN05	RB	MM

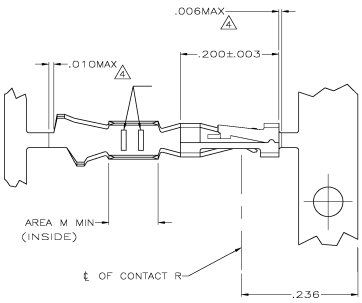

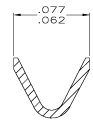

SECTION A–A
SCALE 20:1

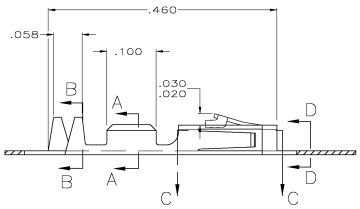

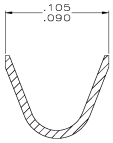

SECTION B–B
INSULATION RANGE .025–.060
SCALE 20:1

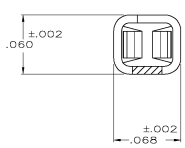

SECTION D–D
SCALE 20:1

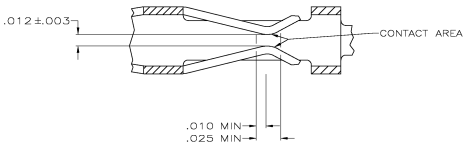

SECTION C–C
SCALE 20:1

1. .000100 MIN BRIGHT TIN–LEAD OVER .000050 MIN NICKEL ON ENTIRE CONTACT
2. .000050 MIN NICKEL ON ENTIRE CONTACT; .000015 MIN GOLD ON CONTACT AREA; .000050 MIN BRIGHT TIN–LEAD ON AREA M.
3. .000050 MIN NICKEL ON ENTIRE CONTACT; .000030 MIN GOLD ON CONTACT AREA; .000050 MIN BRIGHT TIN–LEAD ON AREA M.
4. LOOSE PIECE CUT–OFF DIMENSION.
5. OBSOLETE PART NUMBER.
6. .000015 MIN GOLD ON CONTACT AREA, .000050 MIN BRIGHT TIN ON AREA M, ALL OVER .000050–.000100 NICKEL ON ENTIRE CONTACT.
7. .000030 MIN GOLD ON CONTACT AREA, .000050 MIN BRIGHT TIN ON AREA M, ALL OVER .000050–.000100 NICKEL ON ENTIRE CONTACT.
8. .000100–.000200 BRIGHT TIN OVER .000050 MIN NICKEL ON ENTIRE CONTACT.

REMARKS	FINISH	PART NO
–	8	1–104480–7
LOOSE PIECE	7	1–104480–6
LOOSE PIECE	6	1–104480–5
LOOSE PIECE	8	1–104480–4
–	7	1–104480–3
–	6	1–104480–2
5 LOOSE PIECE		1–104480–1
5 LOOSE PIECE		1–104480–0
LOOSE PIECE	3	104480–9
LOOSE PIECE	2	104480–8
LOOSE PIECE	1	104480–7
5 –		104480–6
5 –		104480–5
–	3	104480–4
–	2	104480–3
–	1	104480–2

THIS DRAWING IS A CONTROLLED DOCUMENT.

DIMENSIONS: INCHES

TOLERANCES UNLESS OTHERWISE SPECIFIED: 0 PLC ± –; 1 PLC ± –; 2 PLC ± –; 3 PLC ± .005; 4 PLC ± –; ANGLES ± –

MATERIAL: PHOSPHOR BRONZE

FINISH: SEE TABLE

DWN C.OBERMAN 5-10-89
CHK K. HELM 5-12-89
APVD R.ELICKER 5-12-89
PRODUCT SPEC 108–1472
APPLICATION SPEC 114–25038
WEIGHT –
CUSTOMER DRAWING

Tyco Electronics
Tyco Electronics Corporation
Harrisburg, Pa 17105–3608

NAME: CONTACT, CRIMP SNAP–IN AMPMODU SHORT POINT, 22–26 AWG

SIZE A1 | CAGE CODE 00779 | DRAWING NO C–104480 | RESTRICTED TO –

SCALE 10:1 | SHEET 1 OF 1 | REV R

AMP 4895 REV 31MAR2000

Downloaded from Elcodis.com electronic components distributor