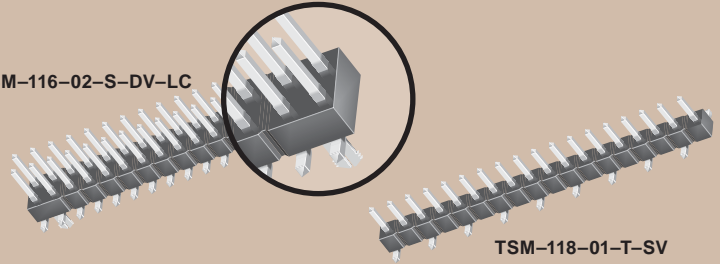




(2,54mm) .100"
TSM SERIES

TSM-116-02-S-DV-LC



TSM-118-01-T-SV

SMT .025" SQ POST HEADER

Mates with:
SSW, SSQ, SSM, BSW,
ESW, ESQ, BCS, SLW,
CES, HLE, IDSS, IDSD

SPECIFICATIONS

For complete specifications and recommended PCB layouts see www.samtec.com?TSM

Insulator Material:
Black Liquid Crystal Polymer
Terminal Material:
Phosphor Bronze
Plating:
Au or Sn over 50µ" (1,27µm) Ni
Operating Temp Range:
-55°C to +105°C with Tin;
-55°C to +125°C with Gold
Voltage Rating:
475 VAC -SV/-DV mated with BCS or SSM
RoHS Compliant:
Yes
Lead-Free Solderable:
Yes
-DH/-SH Lead Coplanarity:
(0,15mm) .006" max (02-36)
-DV/-SV Lead Coplanarity:
(0,10mm) .004" max (02-05)
(0,13mm) .005" max (06-10)
(0,15mm) .006" max (11-36)



AMBIENT TEMPERATURE	CURRENT RATING
20°C	7A
40°C	6A
60°C	4A
80°C	3A

TSM	1	NO. PINS PER ROW	LEAD STYLE	PLATING OPTION	ROW OPTION
		02 thru 36			
				-L = 10µ" (0,25µm) Gold on post, Matte Tin on tail	
				30µ" (0,76µm) Gold stripe on contact area, Gold flash to tip, Matte Tin on tail	
				-SS = (-MT & lead styles -02, -03 & -04 N/A) (Mates only with SSW, BCS, SSM, SSQ, ESW, ESQ)	
				-S = 30µ" (0,76µm) Gold on post, Matte Tin on tail	
				-T = Matte Tin	

Specify -SS for cost-effective heavy Gold where it counts!

Edge Mount available. Call Samtec.

-SV = Single Row Vertical Pin	-DV = Double Row Vertical Pin
-SH = Single Row Horizontal Pin	-DH = Double Row Horizontal Pin (Style -01, -02 or -03 only)
-MT = Mixed Technology Pin (Style -01, -02 or -03 only)	

APPLICATIONS

SSM TSM


HORIZONTAL

Note: Other Gold plating options available. Contact Samtec.
Note: Some lengths, styles and options are non-standard, non-returnable.


Due to technical progress, all designs, specifications and components are subject to change without notice.

WWW.SAMTEC.COM


TSM-118-01-L-DH



TSM-115-01-T-SH-A



TSM-110-01-T-DV



OTHER OPTIONS

-A

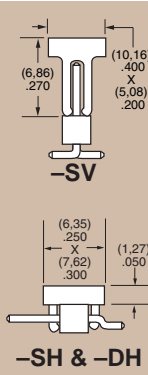
= Alignment Pin metal or plastic at Samtec discretion (Not available with -TV, TM or -MT) (02 positions min.) (N/A with -LC)

-K

= (6,50mm) .256" DIA Polyimide Film Pick & Place Pad (-SH: 4 positions minimum without -TR; 2 & 3 positions available with -TR) (-DH 4 positions minimum without -TR)

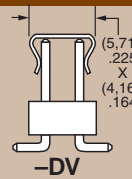
-P

= Plastic Pick & Place Pad (-DV: 4 positions minimum without -TR; 2 & 3 positions available with -TR) (-SH: 4 positions minimum without -TR; 2 & 3 positions available with -TR) (-DH: 5 positions minimum without -TR) (-SV: 4 positions minimum without -TR; 2 & 3 positions available with -TR)



-M

= Metal Pick & Place Pad (4 positions minimum without -TR) (2 & 3 positions available with -TR) Styles -01 & -04 only (N/A with -T plating)



-TR

= Tape & Reel Packaging (-SV = 02-22 positions; 02 & 03 positions only available with -P) (-DV = 02-28 positions; 02 & 03 positions only available with -TR) (-SH = 02-30 positions; 02 position only available with -P) (-DH = 02-36 positions; 02 & 03 positions only available with -K and -P, 04 positions only with -P)

N/A with -MT, -TV or -TM

-LC

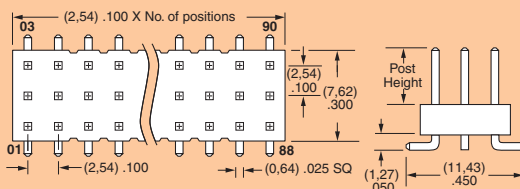
= Locking Clip (N/A with -TV or -TM) (3 positions min.) (N/A with -A) (Manual placement required)

- "XXX" = Polarized Position

-TV

= Triple Row Vertical Surface Mount (Style -01 only)

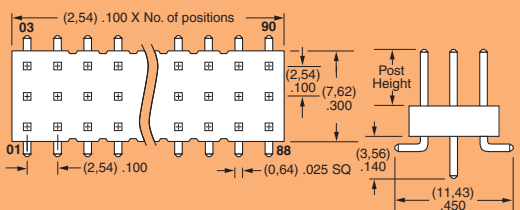
02 thru 30 positions only



-TM

= Triple Row Vertical Mixed Technology (Style -01 only)

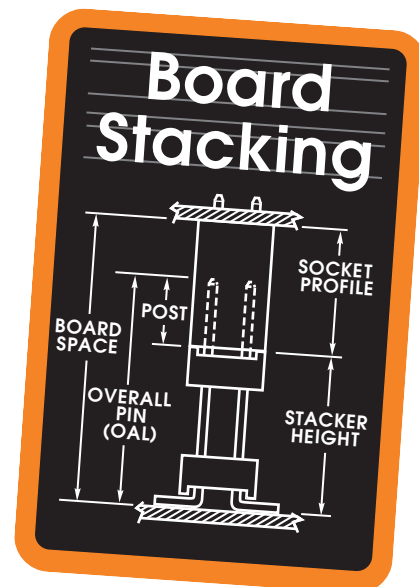
02 thru 30 positions only



TAPE & REEL AVAILABILITY
No tooling charges. Minimum order is the lesser of a full reel quantity or 125 pieces. Order any quantity above minimum. In-house design, manufacture. Quick turn-around. Call Samtec for specifications and ordering information.

APPLICATION SPECIFIC OPTIONS

Edge Mount and Locking Clips for -SV, Solder Locks for -DH and Shrouds for -DV. Call Samtec.



Due to technical progress, all designs, specifications and components are subject to change without notice.

WWW.SAMTEC.COM

SAMTEC USA • Tel: 1-800-SAMTEC-9 or 812-944-6733 SAMTEC SILICON VALLEY • Tel: 408-395-5900 SAMTEC SOUTHERN CALIFORNIA • Tel: 1-800-726-8329
SAMTEC AMERICA LATINA COMERCIO EXTERIOR LTDA • Tel: (+55 31) 3786 3227 SAMTEC UNITED KINGDOM • Tel: 44 01236 739292 SAMTEC GERMANY • Tel: +49 (0) 89 / 89486-0
SAMTEC FRANCE • Tel: 33 01 60 95 06 60 SAMTEC ITALY • Tel: 39 039 8890337 SAMTEC NORDIC/BALTIC • Tel: +46-84477280 SAMTEC BENELUX • Tel: 44 01236 739292 SAMTEC ISRAEL • Tel: 972-3-7526600
SAMTEC INDIA • Tel: +91-80-3272 1612 SAMTEC ASIA PACIFIC • Tel: 65 6745-5955 SAMTEC JAPAN • Tel: 045-475-1385 SAMTEC CHINA • Tel: 86-21-61103766 SAMTEC TAIWAN • Tel: 886-2-2735-6109
Downloaded from Elcodis.com electro SAMTEC HONG KONG • Tel: 852-2600-9858 SAMTEC KOREA • Tel: 82-31-717-5685 SAMTEC ANZ • Tel: 613 9512 7747 SAMTEC SOUTH AFRICA • Tel: 27 11 452 8112