

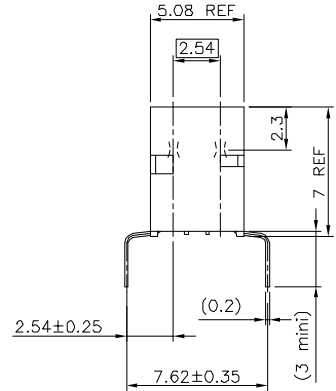
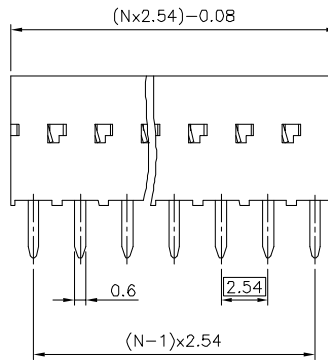
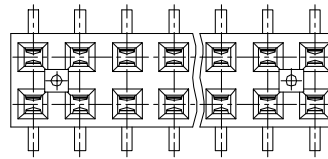
PRODUCT NUMBER  
71991-YXXXLF

- WHEN NEEDED, SUFFIX LETTER "LF" INDICATES THE PRODUCT IS RoHS COMPATIBLE, SEE NOTE 6.
- OPTIONAL LETTER  
H: HIGH TEMPERATURE PRODUCT.
- NUMBER OF POSITIONS PER ROW: 02 TO 50.
- PLATING CODE  
3= 0.75µm GOLD ON CONTACT AREA.  
3.81µm TIN-LEAD ON TAIL.
- 4= 5µm TIN-LEAD ON CONTACT AREA.  
3.81µm TIN-LEAD ON TAIL.
- 8= 0.38µm GOLD ON CONTACT AREA.  
3.81µm TIN-LEAD ON TAIL.

WHEN SUFFIX "LF" IS REQUIRED, 2µm MIN MATTE TIN OVER 1.27 MIN Ni IS SUPPLIED INSTEAD OF SnPb.

NOTES:

- 1 - HOUSING MAT'L: THERMOPLASTIC GLASS FILLED FLAME RETARDANT PER UL 94 V-0  
LOW TEMPERATURE: COLOR BLUE  
HIGH TEMPERATURE: COLOR GREY.
- 2 - TERMINAL MATERIAL: PHOSPHOR BRONZE.
- 3 - 2 UP TO 50 POSITIONS PRODUCT PACKED IN TUBE.
- 4 - TO DETERMINE DIMENSIONS:  
N = NUMBER OF POSITIONS PER ROW  
EXAMPLE: 8 POS: (Nx2.54)-0.08=20.24 mm
- 5 - RECOMMENDED IR PROFIL PER TA 842.
- 6 - RoHS COMPATIBLE PRODUCT SPECIFICATIONS
  - a - PLATING:
    - "LF" MEANS THE PRODUCT IS LEAD-FREE, 2µm MINIMUM MATTE TIN OVER 1.27µm MINIMUM NICKEL UNDERPLATE.
  - b - MANUFACTURING PROCESS COMPATIBILITY
    - THE HOUSING WILL WITHSTAND EXPOSURE TO 260°C ±5°C SOLDER BATH TEMPERATURE FOR 5 SECONDS IN A WAVE SOLDER APPLICATION WITH A 1.6mm MIN THICK CIRCUIT BOARD.
  - c - LABELING:
    - MEETS PACKAGING SPECS AS PER GS-14-920
  - d - LEGAL STATEMENT: SEE GS-22-008

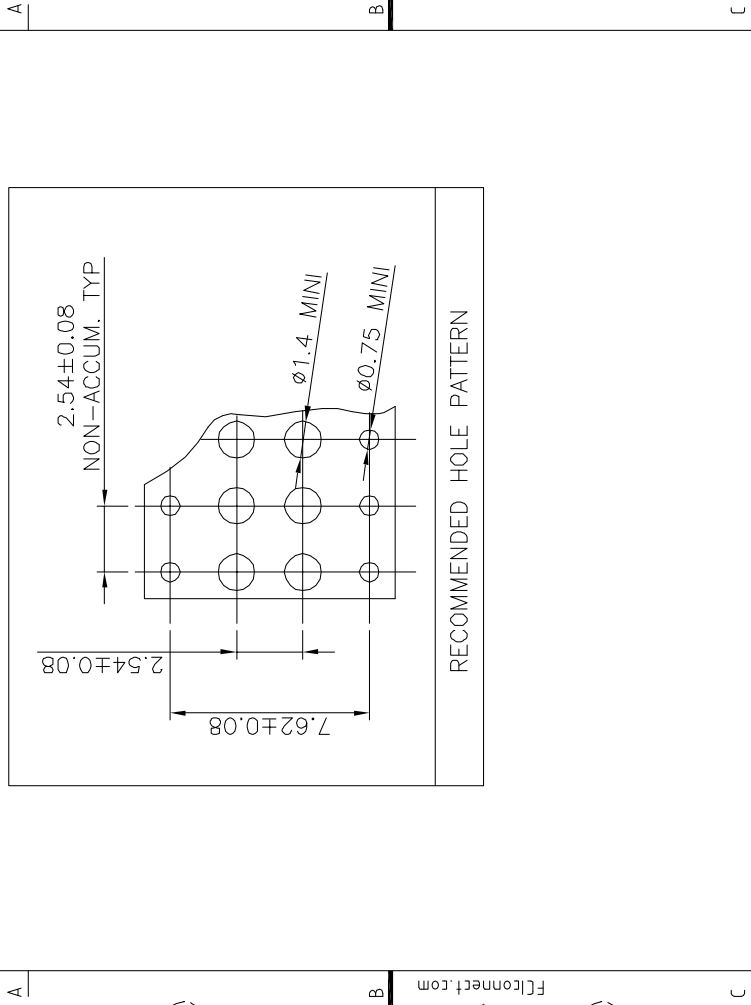


mat'l. code	surface	tolerance	projection	product family
SEE NOTES	ISO 1392	ISO 486 ISO 1101	mm	DUBOX
ltr	ecn	no	dr	date
R	F10132	DLE	01.02.06	
S	F04.0347	DLE	04.09.27	
T	F06-0137	DLE	06.02.27	
U	F06-0204	DLE	06.06.20	dr
V	F06-0323	DLE	06.11.21	engr
W	F09-0011	LMU	09.02.16	chr
				appd
				P NZ
				04.09.27

title	BtB RECEPT. VERT DR TMT
scale	5:1
dwg no	71991
sheet	1 of 2
size	A3
type	CUSTOMER Drawing

sheet index	revision	W	B
	sheet	1	2

1 2



Copyright FCI

mat'l. code	SEE SHEET 1	surface	ISO 1302	tolerance	ISO 406 ISO 1001	projection	product family	DUBOX
tr	ecn no	dr	date	tolerances unless otherwise specified		mm	file	BtB RECEPT.
A	F04-0347	DLE	04.09.27	angles	linear		size	VERT DR TMT
B	F06-0204	DLE	06.06.20	±2°	±0.3	scale 5:1	dwg no	71991
		dr	D LEGRAND	04.09.27			sheet 2 of 2	A4
		enfr	P NIZZI	04.09.27			type	CUSTOMER
		chr	D LE	04.09.27				Drawing
		appd	P NZ	04.09.27				
sheet index	revision sheet							