

Wire to Board Connectors

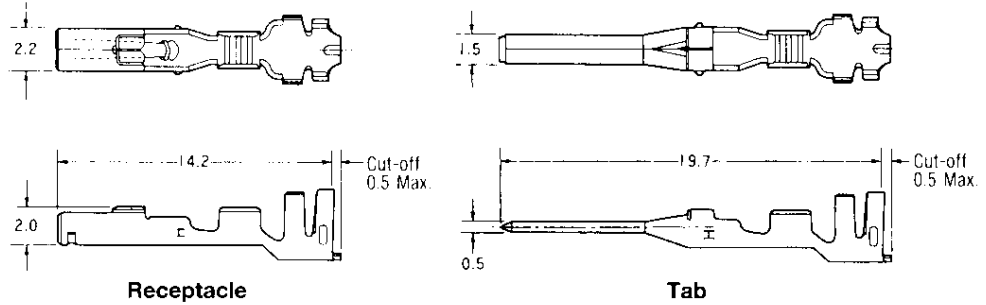
Power Double Lock Connectors

Contact and Product composition

Contacts

Material and Finish :
Pre-tinned copper alloy

Receptacle = For Plug Housing
Tab = For Cap Housing

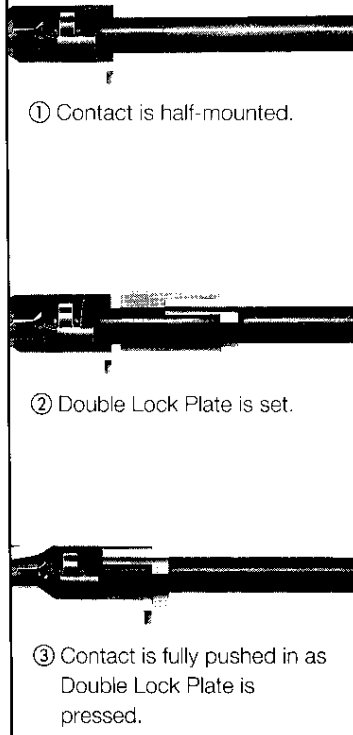


Wire Range AWG #	Ins. Dia. mm ²	Ins. Dia. (Note)	Part No. of Contact				Part No. of Hand Tool
			Receptacle		Tab		
			Strip From	Loose Piece	Strip From	Loose Piece	
26-22	0.14~0.34	1.30~2.00	177914-1	179592-1	177916-1	179594-1	91567-1
			177914-2*	179592-2*			
20-16	0.51~1.38	2.00~3.10	177915-1	179593-1	177917-1	179595-1	91569-1
			177915-2*	179593-2*			

Note : Maximum diameter is 2.8mm when Double-lock Plate is used.
*Part Number's suffix 2 represents high contact pressure type.
Extraction Tool P/N : 234912-1 (For receptacle contact)
234914-1 (For tab contact)

Product Composition

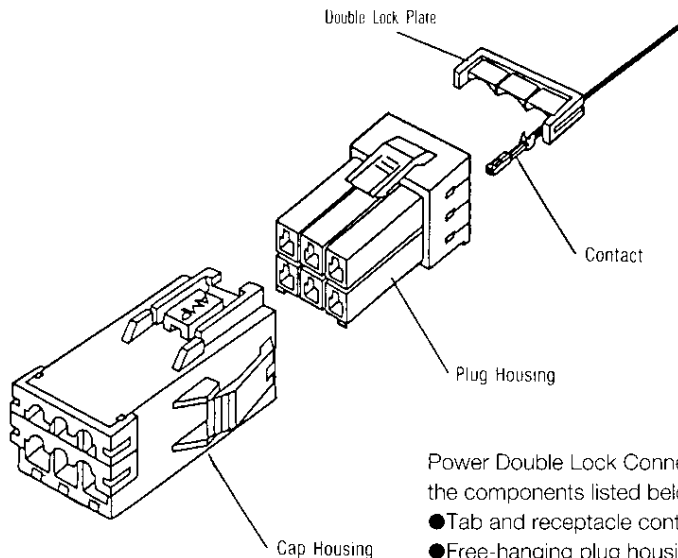
Positive mounting ensured
with Double Lock mechanism.



① Contact is half-mounted.

② Double Lock Plate is set.

③ Contact is fully pushed in as
Double Lock Plate is
pressed.



Power Double Lock Connector is composed of
the components listed below:

- Tab and receptacle contacts
- Free-hanging plug housing
- Free-hanging cap housing
- Panel-mount cap housing
- PC Board-mount tab header
- Double Lock Plate