





(2,54mm) .100"

IPT1, IPS1 SERIES

IPS1-115-01-L-D-VS



IPS1-120-01-L-D-RA



IPT1-110-01-L-D

SHROUDED POWER CONNECTOR SET

SPECIFICATIONS

For complete specifications see www.samtec.com?IPT1 or www.samtec.com?IPS1

Insulator Material: Black LCP

Contact Material: Phosphor Bronze



Plating: Sn or Au over 50µ" (1,27µm) Ni

Operating Temp Range:

-55°C to +105°C with Tin;

-55°C to +125°C with Gold

Insertion Depth: (3,71mm)

.146" to (6,48mm) .255"

Wiping Distance:

(0,38mm) .015"

Insertion Force (SMT):

3.0oz (0,83N) avg.

Withdrawal Force (SMT):

2.6oz (0,72N) avg.

Insertion Force (T/H):

6.0oz (1,67N) avg.

Withdrawal Force (T/H):

5.0oz (1,39N) avg.

Voltage Rating:

550 VAC/777 VDC

RoHS Compliant:

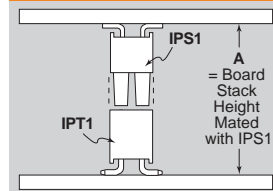
Yes

CURRENT RATING	
AMBIENT TEMP	IPT1/IPS1
20°C	8A
40°C	7.2A
60°C	6A
95°C	4.1A
6 POSITIONS (2x3)	

APPLICATION SPECIFIC OPTION

Latching feature available. Call Samtec.

APPLICATION



Processing: Lead-Free Solderable: Yes

SMT Lead Coplanarity:

(0,13mm) .005" max (05-10)

(0,15mm) .006" max (15-25)

Note: Other Gold plating options available.

Contact Samtec.

Note:

Some sizes, styles and options are non-standard,

non-returnable.



Mates with: IPS1

05, 10, 15, 20, 25
(Call Samtec for other sizes)

Specify LEAD STYLE from chart

-L
= 10µ" (0,25µm)
Gold on contact,
Matte Tin on tail

Requires -01
Lead Style
(Leave blank for
Through-Hole)

-RA
= Right Angle
-VS
= Surface Mount


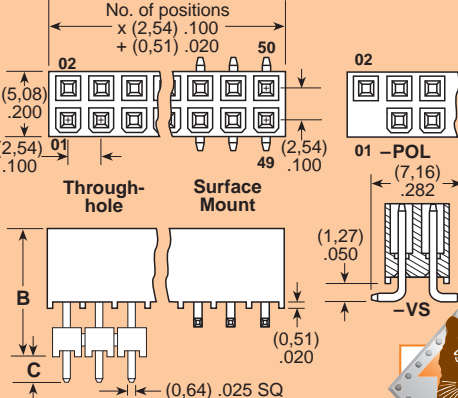
-K
= (6,00mm)
.236" DIA
Polyimide film
Pick & Place Pad
(-VS only)

-LC
= Locking Clip
(Manual
placement
required)
(-VS only)
(N/A with -A)

-A
= Alignment Pin
(-VS only)
(N/A with -LC)

-POL
= No. 1 position
polarized

LEAD STYLE	A	B	C
-01	(11,05) .435	(5,84) .223	(2,16) .085
-01-VS	(13,59) .535	(5,84) .223	N/A
-02	(14,00) .551	(9,30) .366	(2,64) .104
-03	(16,00) .630	(11,30) .445	(2,16) .085
-04	(17,00) .669	(12,30) .484	(2,69) .106
-05	(19,00) .748	(14,30) .563	(2,46) .097
-06	(20,00) .787	(15,30) .602	(2,35) .093
-07	(25,00) .984	(20,30) .799	(2,31) .091
-08	(30,00) 1.181	(25,30) .996	(2,39) .094
-09	(35,00) 1.378	(30,30) 1.193	(2,46) .097



- Individually shrouded contacts
- Locking clip option



Mates with: IPT1

05, 10, 15, 20, 25
(Call Samtec for other sizes)

-L
= 10µ" (0,25µm)
Gold on contact,
Matte Tin on tail

Leave blank for
Through-hole

-VS
= Surface
Mount

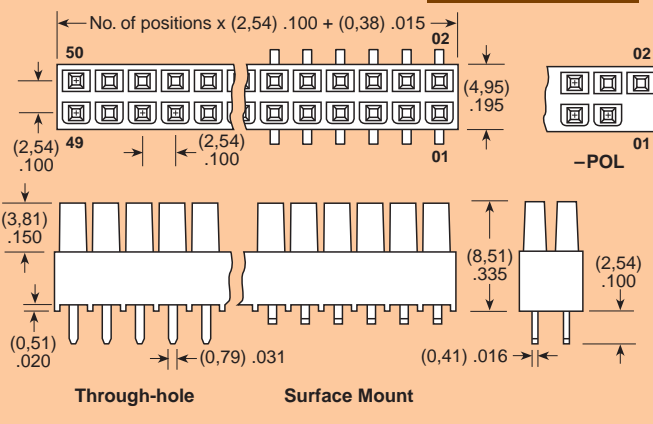
-RA
= Right
Angle

-K
= (5,50mm)
.217" DIA
Polyimide film
Pick & Place Pad
(-VS only)

-LC
= Locking
Clip
(Manual
placement
required)
(-VS only)

-POL
= No. 1
position
polarized

-TR
= Tape &
Reel
Packaging



Due to technical progress, all designs, specifications and components are subject to change without notice.

WWW.SAMTEC.COM